



Objective

The student will blend onsets and rimes to make words.



Materials


- ▶ Onset and rime cubes (Activity Master P.032.AM1)
Copy on card stock, laminate, cut, and assemble.
- ▶ Student sheet (Activity Master P.032.SS)
- ▶ Pencils



Activity

Students make words using onset and rime cubes.

1. Place cubes at the center. Provide each student with a student sheet.
2. Taking turns, students roll the onset and rime cubes.
3. Say the sound of the onset and rime, blend, and read the word orally (e.g., “/g/ap/, gap”).
Record the onset, rime, and word in the appropriate columns.
4. Determine if the word is real or nonsense. If it is a nonsense word, cross it out.
5. Continue until five or more words are recorded.
6. Teacher evaluation



Name _____

P.032.SS Word Roll-A-Rama

Cubes		Word
onset	rime	
g	ap	gap
onset	rime	
onset	rime	
onset	rime	
onset	rime	
onset	rime	

K-1 Student Center Activities: Phonics ©2005 The Florida Center for Reading Research (FCRR1032.SS)



Extensions and Adaptations

- ▶ Write words on cards and complete an open sort.
- ▶ Use other onset and rime cubes (Activity Master P.032.AM2).
- ▶ Make other onset and rime cubes (Activity Master P.032.AM3).

Phonics

Word Roll-A-Rama

P.032.AM1a

	1a c		2a ab		
1a n	1a g	1a th	2a ank	2a ap	2a ar
	f		ame		
glue	1a s	glue	glue	2a at	glue
	glue		glue		

✂

✂

onset and rime cubes

Name _____

P.032.SS

Word Roll-A-Rama



Cubes		Word
onset	rime	
onset	rime	
onset	rime	
onset	rime	
onset	rime	
onset	rime	

Phonics

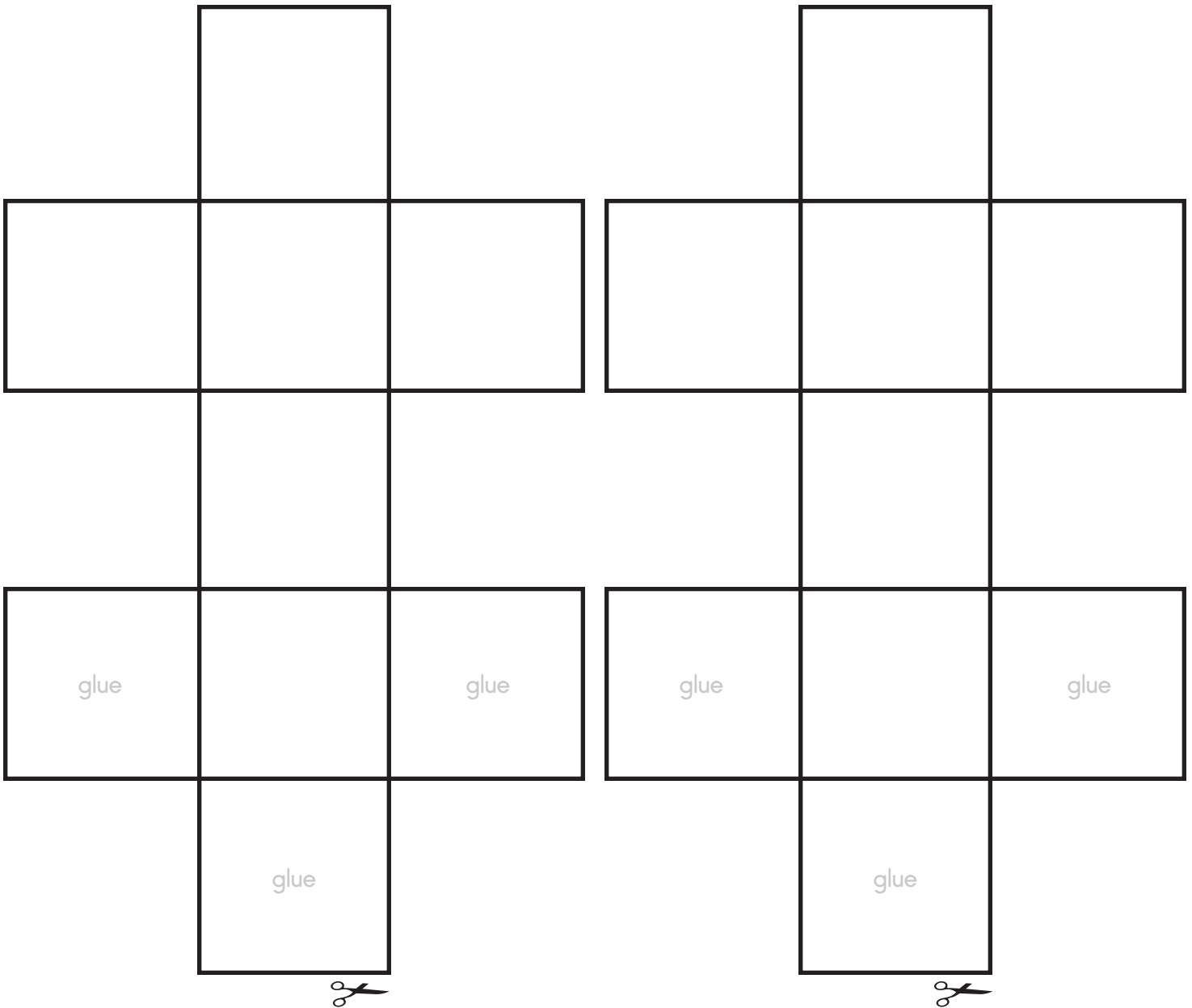
Word Roll-A-Rama

P.032.AM2

	1b b			2b ed	
1b t	1b l	1b w	2b ear	2b end	2b et
	ds			est	
	1b r			2b ent	
	glue			glue	
	glue			glue	

onset and rime cubes



blank cubes