



Objective

The student will identify the meaning of words and word-related information using a dictionary.


Materials

- ▶ Word cards (Activity Master V.001.AM4)
Select target words and write on cards.
- ▶ Dictionary cube (Activity Master C.018.AM1)
- ▶ Dictionaries

Activity

Students discuss vocabulary words by answering dictionary-related questions.

1. Place word cards face down in a stack next to the dictionary cube. Provide each student with a dictionary.
2. Taking turns, student one selects a word card and reads aloud. Both students find the word in the dictionary.
3. Student two rolls the dictionary cube, reads the question, and answers it based on the information in the dictionary.
4. Discuss answer with student one to assure accuracy.
5. Reverse roles.
6. Continue the activity until all the target words have been discussed.
7. Peer evaluation



Extensions and Adaptations


- ▶ Record answers (Activity Master V.018.SS).
- ▶ Use thesaurus, digital tools, or other references to find words. Make other cubes with different questions (Activity Master V.018.AM2).

Vocabulary

Dictionary Cube

V.018.AMI

	How do you pronounce the word? How do you know?	
What part of speech is the word?	What is the meaning of the word?	Use the word in a sentence.
	Is the origin or etymology of the word listed? If so, what is it?	
glue or velcro	Are synonyms or antonyms listed? If so, what are they?	glue or velcro
	glue or velcro	



1. Cut along solid line
2. Fold along dotted lines
3. Glue or velcro flaps together.

dictionary cube

Name _____

V.018.SS


Dictionary Cube

Word	How do you pronounce the word? How do you know?	Is the origin of the word listed? If so, what is it?	What part of speech is the word?	What is the meaning of the word?	Are synonyms or antonyms listed? If so, what are they?	Use the word in a sentence. Use the back of this sheet, if necessary.

Vocabulary

Dictionary Cube

V.018.AM2



blank cube