



### Objective

The student will identify story elements.


### Materials

- ▶ Narrative text  
*Choose text within students' instructional-independent reading level range.*
- ▶ Student sheet (Activity Master C.009.SS1)
- ▶ Pencil

### Activity

Students record information related to story elements on a graphic organizer.

1. Provide the student with a copy of the text and a student sheet.
2. The student reads or reviews the text.
3. Writes the title and author of the story on the student sheet.
4. Reads the prompts and records the answers until the sheet is complete.
5. Teacher evaluation



### Extensions and Adaptations


- ▶ Use different colored highlighters to mark story elements on a copy of the text.
- ▶ Use other story maps (Activity Masters C.009.SS2 and C.009.SS3).
- ▶ Write other questions about the story and exchange with a partner who answers (Activity Master C.009.SS4).

# Name \_\_\_\_\_


Story Mapping

C.009.SSI


Title and Author



Character



Character



Character

Setting

Problem: \_\_\_\_\_

Event

Event

Event

Event

Solution: \_\_\_\_\_

# Name \_\_\_\_\_

C.009.SS2

Story Mapping

Title: \_\_\_\_\_ Author: \_\_\_\_\_

Setting

Where:

When:

Characters

Problem

Event

Event

Event

Event

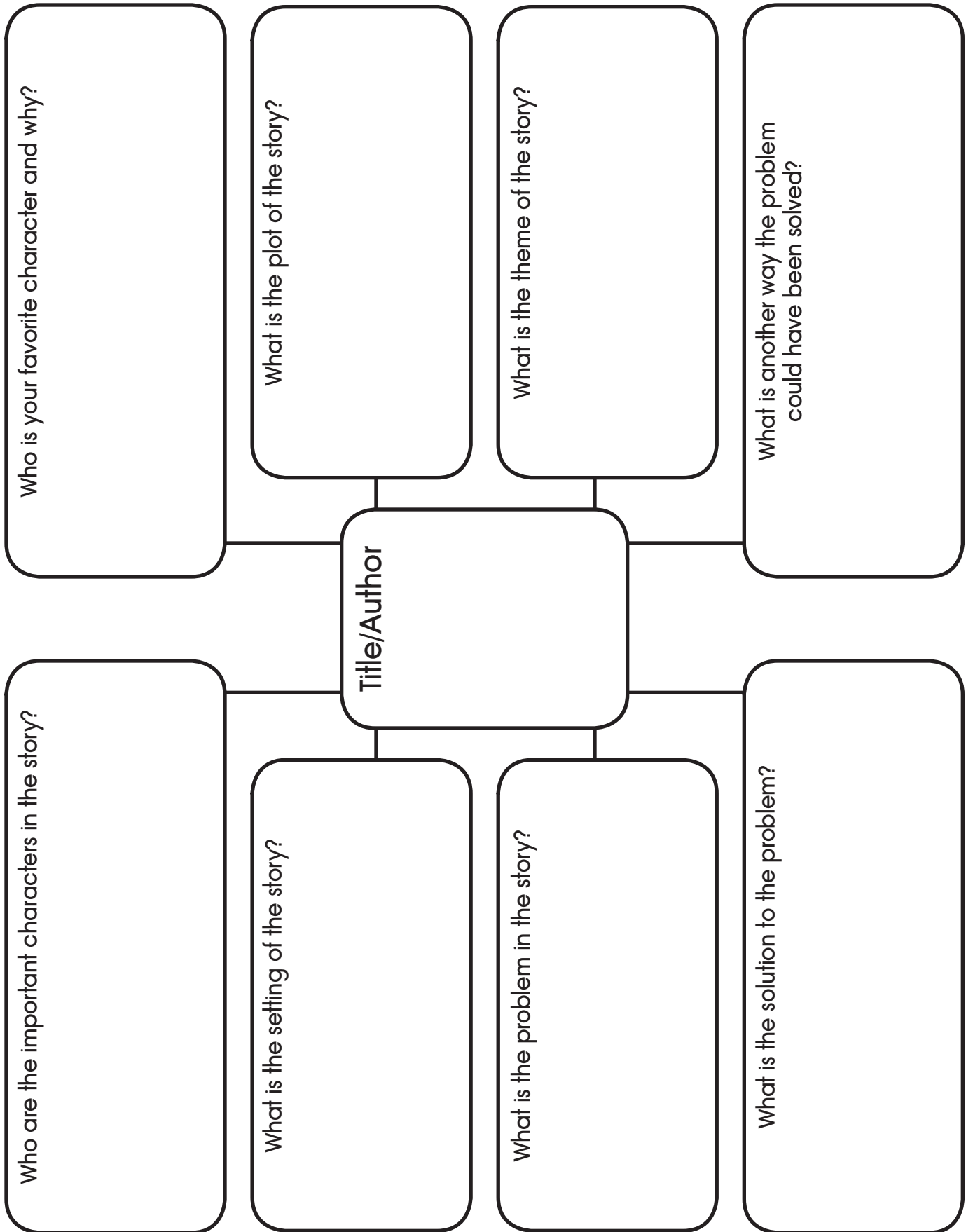
Event

Solution

# Name \_\_\_\_\_

Story Mapping

C.009.SS3



Name \_\_\_\_\_

C.009.SS4

Story Mapping

