

Root Hoot

Objective

The student will identify roots in multisyllabic words.


Materials

- ▶ Word cards (Activity Master AP.020.AM1a - AP.020.AM11)
- ▶ Change root cards (Activity Master AP.020.AM2a - AP.020.AM2b)

Activity

Students identify words that share the same root by playing a card game.

1. Mix word cards and “change root” cards together and place face down in a stack.
2. Each student selects five cards from the stack.
3. Taking turns, student one places a card face up on the table (e.g., respect). This forms a discard pile.
4. Student two reads the word aloud, identifies the root (i.e., respect, the root is “spec”), and places another card with the same root face up on top of the card placed by student one (e.g., spectacular).
5. If student two does not have a word with the same root, selects cards from the stack until a word with the same root is selected. Places card on the pile. Or, may use a “change root” card to change root. Places “change root” card plus a word card with selected root on top of the pile. Note: Mix cards in discard pile and turn over when cards in stack are all used.
6. Continue to place cards until one student is out of cards.
7. Peer evaluation



Extensions and Adaptations

- ▶ Sort words by roots or add roots to play game (Activity Master AP.020.AM3a - AP.020.AM3c).
- ▶ Make other word cards to play game (Activity Master AP.020.AM4).
- ▶ Use base words, roots, and affixes to make words (Activity Masters AP.020.SS1 and AP.020.SS2).
- ▶ Write root on tree trunk and related words on branches (Activity Master AP.020.SS3).

Advanced Phonics

AP.020.AM1a

Root Hoot

<p>RH</p> <p>spectacular</p> <p>RH</p>	<p>RH</p> <p>spectacle</p> <p>RH</p>
<p>RH</p> <p>introspect</p> <p>RH</p>	<p>RH</p> <p>perspective</p> <p>RH</p>



word cards

Advanced Phonics

Root Hoot

AP.020.AM1b

<p>RH</p> <p>respect</p> <p>RH</p>	<p>RH</p> <p>dictionary</p> <p>RH</p>
<p>RH</p> <p>contradiction</p> <p>RH</p>	<p>RH</p> <p>predict</p> <p>RH</p>

word cards



Advanced Phonics

AP.020.AMI c

Root Hoot

<p>RH</p> <p>verdict</p> <p>RH</p>	<p>RH</p> <p>dictator</p> <p>RH</p>
<p>RH</p> <p>saxophone</p> <p>RH</p>	<p>RH</p> <p>microphone</p> <p>RH</p>

word cards



Advanced Phonics

Root Hoot

AP.020.AM1d

<p>RH</p> <p>megaphone</p> <p>RH</p>	<p>RH</p> <p>symphony</p> <p>RH</p>
<p>RH</p> <p>phonics</p> <p>RH</p>	<p>RH</p> <p>moped</p> <p>RH</p>

word cards



Advanced Phonics

AP.020.AMI e

Root Hoot

<p>RH</p> <p>peddler</p> <p>RH</p>	<p>RH</p> <p>pedigree</p> <p>RH</p>
<p>RH</p> <p>quadruped</p> <p>RH</p>	<p>RH</p> <p>pedestrian</p> <p>RH</p>



word cards

Advanced Phonics

Root Hoot

AP.020.AMIf

<p>RH</p> <p>credit</p> <p>RH</p>	<p>RH</p> <p>credulous</p> <p>RH</p>
<p>RH</p> <p>credential</p> <p>RH</p>	<p>RH</p> <p>incredible</p> <p>RH</p>

word cards



Advanced Phonics

AP.020.AMIg

Root Hoot

<p>RH</p> <p>tractor</p> <p>RH</p>	<p>RH</p> <p>subtract</p> <p>RH</p>
<p>RH</p> <p>distract</p> <p>RH</p>	<p>RH</p> <p>attractive</p> <p>RH</p>

word cards



Advanced Phonics

Root Hoot

AP.020.AM1h

<p>RH</p> <p>extract</p> <p>RH</p>	<p>RH</p> <p>porter</p> <p>RH</p>
<p>RH</p> <p>import</p> <p>RH</p>	<p>RH</p> <p>portable</p> <p>RH</p>

word cards



Advanced Phonics

AP.020.AMI i

Root Hoot

<p>RH</p> <p>support</p> <p>RH</p>	<p>RH</p> <p>report</p> <p>RH</p>
<p>RH</p> <p>erupt</p> <p>RH</p>	<p>RH</p> <p>rupture</p> <p>RH</p>

word cards



Advanced Phonics

Root Hoot

AP.020.AMIj

<p>RH</p> <p>corrupt</p> <p>RH</p>	<p>RH</p> <p>abrupt</p> <p>RH</p>
<p>RH</p> <p>bankrupt</p> <p>RH</p>	<p>RH</p> <p>enact</p> <p>RH</p>

word cards



Advanced Phonics

AP.020.AMIk

Root Hoot

<p>RH</p> <p>transact</p> <p>RH</p>	<p>RH</p> <p>activity</p> <p>RH</p>
<p>RH</p> <p>activate</p> <p>RH</p>	<p>RH</p> <p>actress</p> <p>RH</p>

word cards



Advanced Phonics

Root Hoot

AP.020.AM II

RH

graphite

RH

RH

biography

RH

RH

paragraph

RH

RH

cartography

RH

word cards



Advanced Phonics

AP.020.AM2a

Root Hoot

<p>RH</p> <p>change root</p> <p>RH</p>	<p>RH</p> <p>change root</p> <p>RH</p>
<p>RH</p> <p>change root</p> <p>RH</p>	<p>RH</p> <p>change root</p> <p>RH</p>



change root cards

Advanced Phonics

Root Hoot

AP.020.AM2b

<p>RH</p> <p>change root</p> <p>RH</p>	<p>RH</p> <p>change root</p> <p>RH</p>
<p>RH</p> <p>change root</p> <p>RH</p>	<p>RH</p> <p>change root</p> <p>RH</p>

change root cards



Advanced Phonics

AP.020.AM3a

Root Hoot

<p>RH</p> <p>spec</p> <p>RH</p>	<p>RH</p> <p>dict</p> <p>RH</p>
<p>RH</p> <p>phon</p> <p>RH</p>	<p>RH</p> <p>ped</p> <p>RH</p>

root word cards



Advanced Phonics

Root Hoot

AP.020.AM3b

<p>RH</p> <p>cred</p> <p>RH</p>	<p>RH</p> <p>tract</p> <p>RH</p>
<p>RH</p> <p>port</p> <p>RH</p>	<p>RH</p> <p>rupt</p> <p>RH</p>

root word cards



Advanced Phonics

AP.020.AM3c

Root Hoot

<p>RH</p> <p>act</p> <p>RH</p>	<p>RH</p> <p>graph</p> <p>RH</p>
<p>RH</p> <p></p> <p>RH</p>	<p>RH</p> <p></p> <p>RH</p>





root word cards



Advanced Phonics

Root Hoot

AP.020.AM4

<p>RH</p>  <p>RH</p>	<p>RH</p>  <p>RH</p>
<p>RH</p>  <p>RH</p>	<p>RH</p>  <p>RH</p>

blank word cards



Name _____

AP.020.SSI

Root Hoot

Roots						
Affixes	dict	tract	port	fer		
re						
pre						
dis						
im/in						
able						
ion						

note: some boxes may not have words

Name _____

Root Hoot

AP.020.SS2

Roots						
Affixes						

note: some boxes may not have words

Name _____

AP.020.SS3

Root Hoot

A tree diagram with a root and several empty boxes for labels. The root is labeled "root". The tree has a trunk, branches, and leaves. There are five empty boxes: one at the top, one on the left side, one on the right side, one in the middle, and one at the bottom.

A tree diagram with a root and several empty boxes for labels. The root is labeled "root". The tree has a trunk, branches, and leaves. There are five empty boxes: one at the top, one on the left side, one on the right side, one in the middle, and one at the bottom.

A tree diagram with a root and several empty boxes for labels. The root is labeled "root". The tree has a trunk, branches, and leaves. There are five empty boxes: one at the top, one on the left side, one on the right side, one in the middle, and one at the bottom.

A tree diagram with a root and several empty boxes for labels. The root is labeled "root". The tree has a trunk, branches, and leaves. There are five empty boxes: one at the top, one on the left side, one on the right side, one in the middle, and one at the bottom.