



Word Wake-Up

Objective

The student will identify more precise alternatives for overused words.

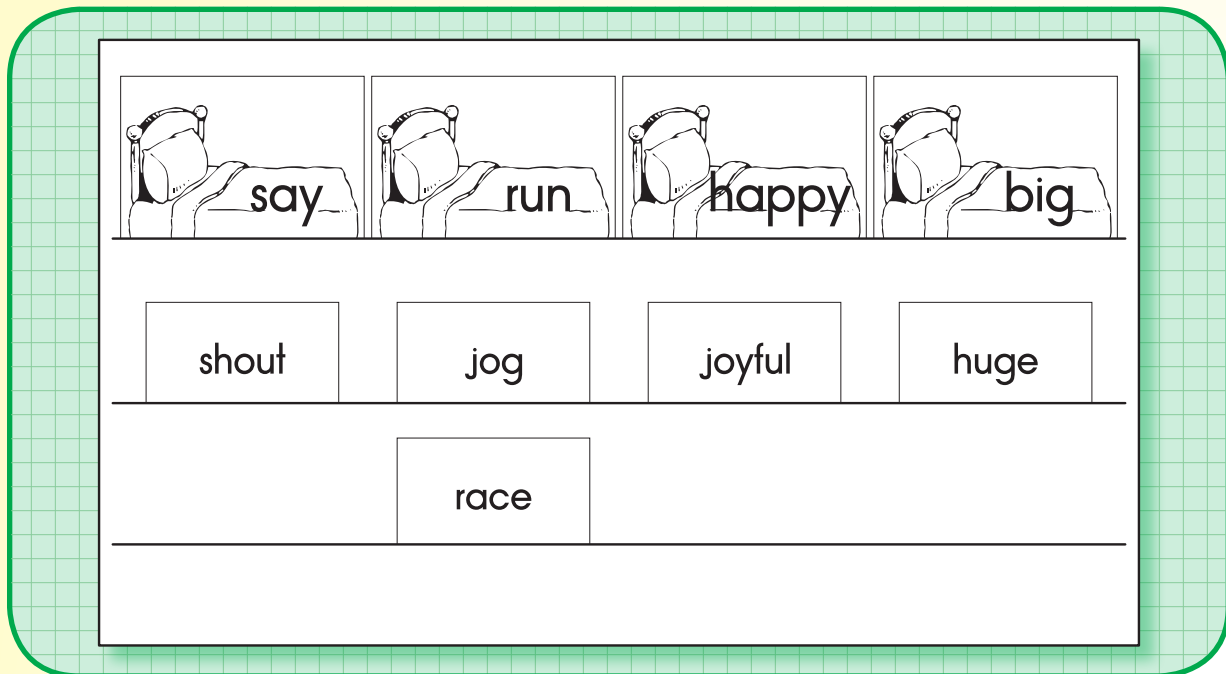
Materials





- ▶ Pocket chart
- ▶ Word Wake-Up header cards (Activity Master V.021.AM1)
- ▶ Word cards (Activity Master V.021.AM2a - V.021.AM2b)
- ▶ Student sheet (Activity Master V.021.SS1).
- ▶ Pencils

Activity

Students identify more precise words for overused words by playing a sorting game.

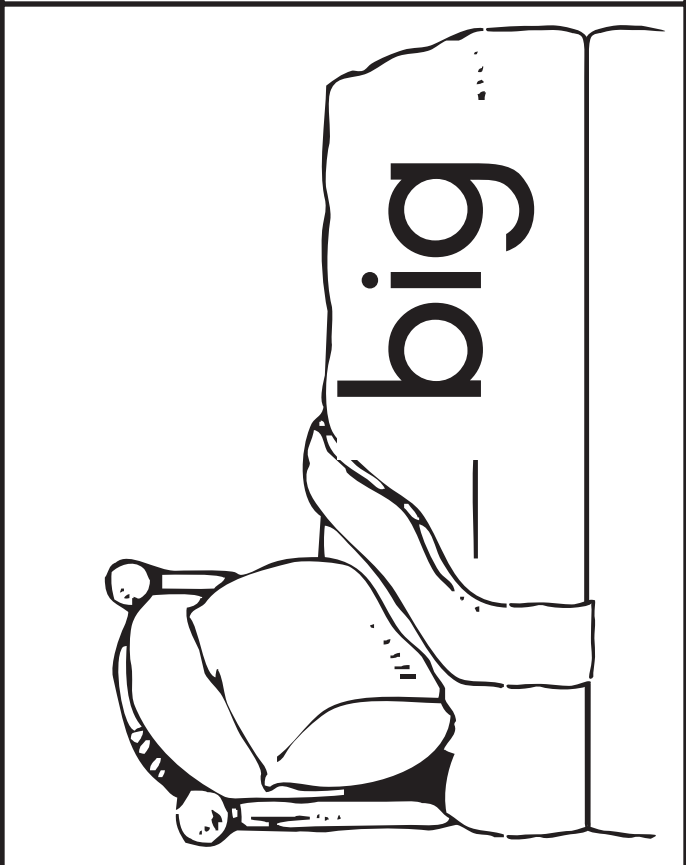
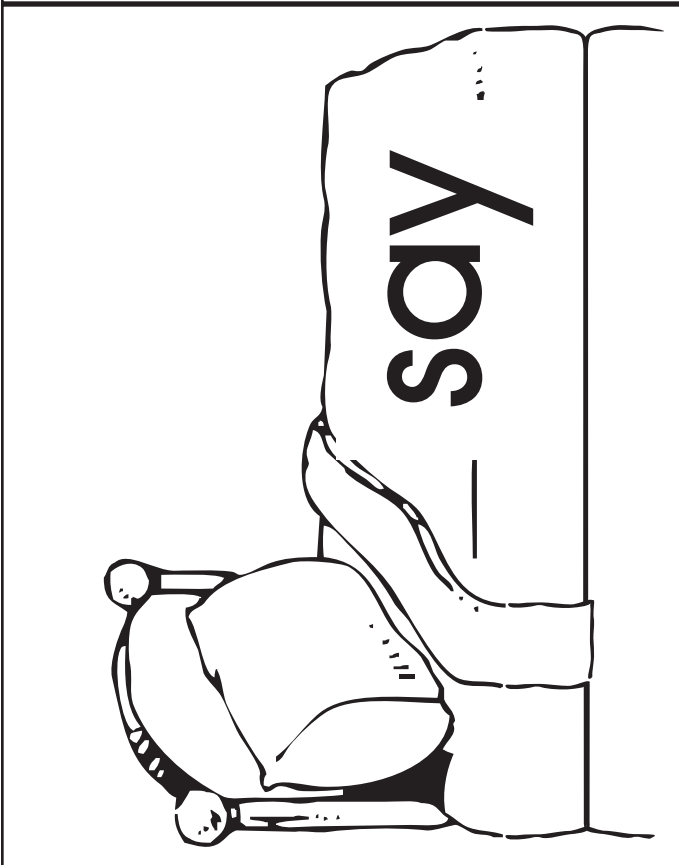
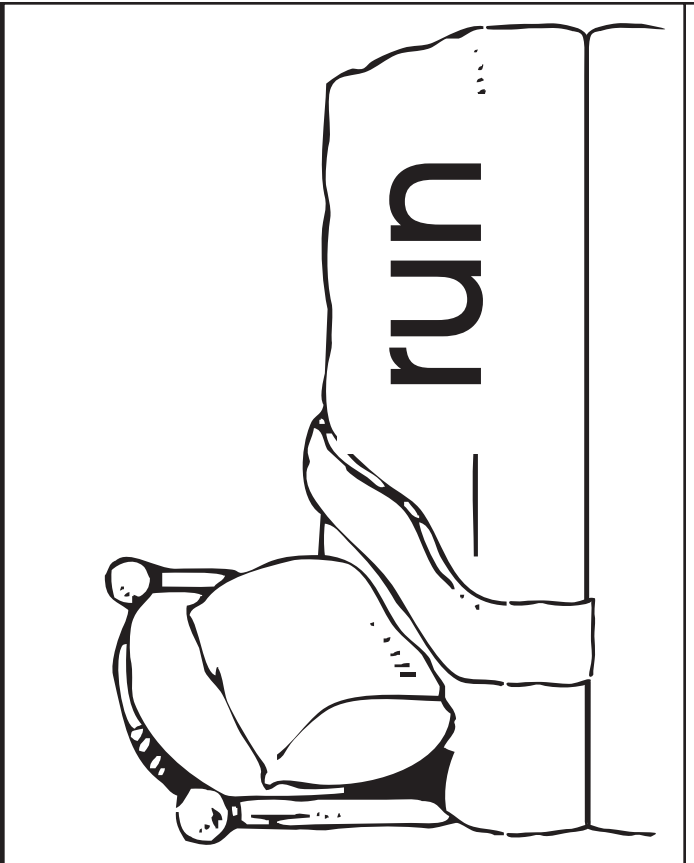

1. Place header cards in a row on the pocket chart. Place word cards face down in a stack at the center. Provide each student with a student sheet.
2. Taking turns, students select the top card from the stack and read the word (e.g., joyful).
3. Look at the overused words on the headers.
4. Match the word card to the corresponding overused word (i.e., happy).
5. Place word under corresponding header and read all words in column.
6. Continue until all words are sorted.
7. Record information on a student sheet.
8. Teacher evaluation



 say	 run	 happy	 big
shout	jog	joyful	huge
	race		

Extensions and Adaptations

- ▶ Produce more precise alternatives for other overused words (Activity Master V.021.AM3 and Activity Master V.021.SS2).
- ▶ Write sentences using some of the alternative words.



header cards



Vocabulary

Word Wake-Up

V.021.AM2a

state

shout

speak

explain

huge

large

giant

immense



cheerful

content

pleased

joyful

jog

sprint

dash

race




Name _____

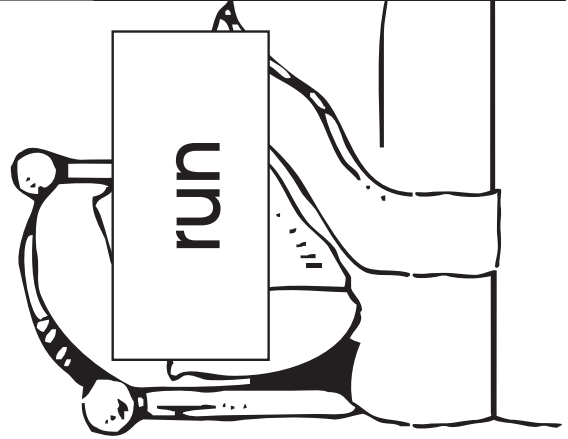
Word Wake-Up

V.021.SSI

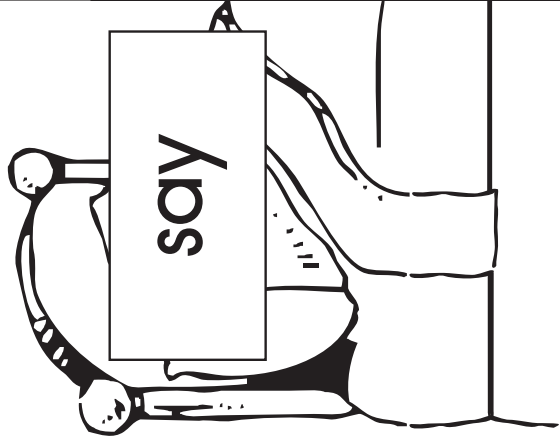
--	--	--	--



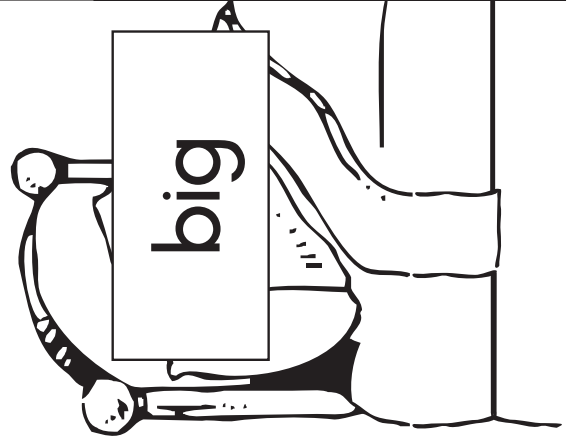
--	--	--	--



--	--	--	--




--	--	--	--



Vocabulary

V.021.AM3

Word Wake-Up



header cards



Name _____

Word Wake-Up

V.021.SS2

