



### Compare and Contrast

#### Objective

The student will identify similarities and differences between topics.

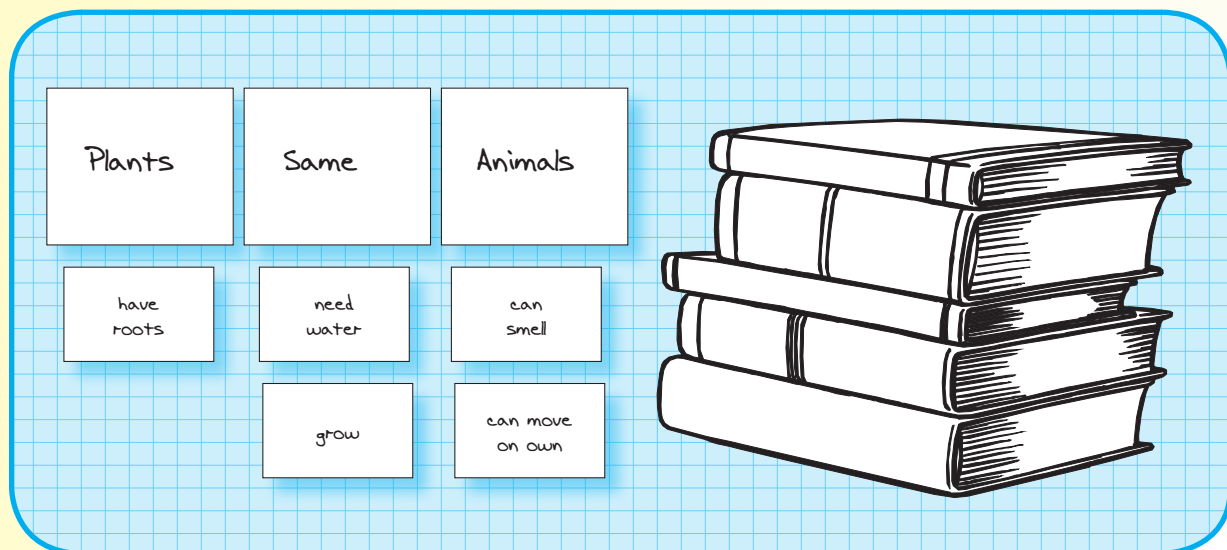
#### Materials

- ▶ Reference materials (e.g., texts, encyclopedia, dictionary, thesaurus)  
*Choose text within students' instructional-independent reading level range.*
- ▶ Large index cards  
*Label two cards with target words or topics.  
Write the word SAME on an index card.*
- ▶ Small index cards
- ▶ Pencils or markers


#### Activity

Students compare and contrast topics by researching and sorting.

1. Place the reference materials at the center. Place the large index cards with target words or topics face up in a row with the SAME card in the middle. Provide each student with four-to-six small index cards.
2. Students read the two topics and choose one.
3. Use background knowledge and reference materials to write one fact on each card relating to their chosen topic (four-to-six per topic).
4. Read each card and decide if it is unique to their topic or common to both topics. If unique to one topic, place under that topic name. If common to both topics place under SAME.
5. Continue until all cards are read and sorted.
6. Peer evaluation



Plants	Same	Animals
have roots	need water	can smell
grow		can move on own



#### Extensions and Adaptations

- ▶ Record on student sheet (Activity Master C.021.SS1).
- ▶ Use graphic organizers to compare topics (Activity Masters C.021.SS2 and C.021.SS3).
- ▶ Write a paragraph about the topic using the sorted cards.

Name \_\_\_\_\_

C.021.SSI






Compare and Contrast

Topic	<b>SAME</b>	Topic

Name \_\_\_\_\_

Compare and Contrast

C.021.SS2

Topic	<b>SAME</b>	Topic
_____		_____
_____		_____
_____		_____
_____		_____
_____		_____

Name \_\_\_\_\_

C.021.SS3

Compare and Contrast

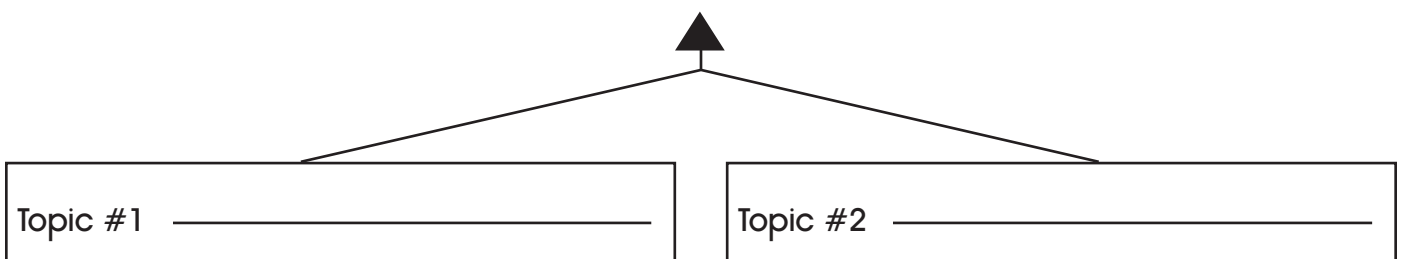
\_\_\_\_\_

\_\_\_\_\_

\_\_\_\_\_

\_\_\_\_\_

How are they alike?



Topic #1 \_\_\_\_\_

Topic #2 \_\_\_\_\_

How are they different?

\_\_\_\_\_

\_\_\_\_\_

\_\_\_\_\_

\_\_\_\_\_

\_\_\_\_\_

\_\_\_\_\_

\_\_\_\_\_

\_\_\_\_\_

\_\_\_\_\_

\_\_\_\_\_

\_\_\_\_\_

\_\_\_\_\_

\_\_\_\_\_

\_\_\_\_\_

\_\_\_\_\_

\_\_\_\_\_

\_\_\_\_\_

\_\_\_\_\_

\_\_\_\_\_

\_\_\_\_\_

\_\_\_\_\_

\_\_\_\_\_