

Medial Match

Objective

The student will match medial phonemes in words.


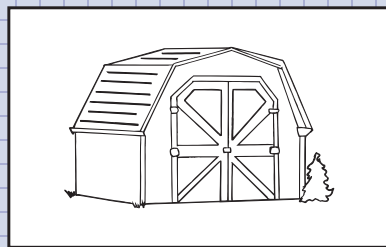

Materials

- ▶ Medial phoneme picture cards (Activity Master PA.007.AM1a - PA.007.AM1e)

Activity

Students match medial phonemes by playing a card game.

1. Place medial phoneme picture cards face down in a stack at the center.
2. Students select five cards each off the top of the stack and check their cards for pairs of pictures that have the same medial sound.
3. Taking turns, students read matches and state the medial sound. For example, “I have heart and barn. The medial sound is /ar/.” Place the matched pairs down on the table.
4. Select one card from the deck. Look at the cards in their hands to try to make a match.
5. If a match is made, say the names and the medial sounds of the pictures and place with other matched cards on table.
6. If no match is made, next student takes turn.
7. Continue until all pairs are made.
8. Peer evaluation



“I have barn and heart. The medial sound is /ar/.”






Extensions and Adaptations

- ▶ Use picture cards for a memory game.
- ▶ Use picture cards for an open sort.

Phonemic Awareness

PA.007.AM1a

Medial Match







cake, rain, boat, rope, wing, sing, fork, corn



Phonemic Awareness

Medial Match

PA.007.AM1b







seal, beach, tree, cry, yarn, card, shawl, yawn



Phonemic Awareness

PA.007.AM1c

Medial Match



10



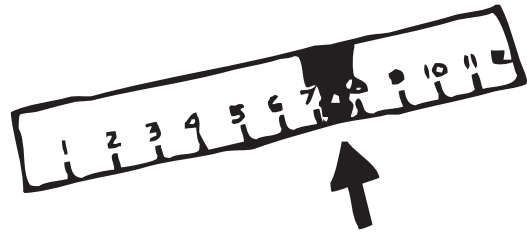

rug, duck, heart, barn, horn, horse, check, ten



Phonemic Awareness

Medial Match

PA.007.AM1d




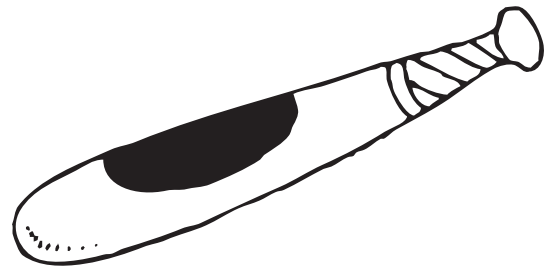

ant, inch, bird, girl, mop, box, mouse, couch



Phonemic Awareness

PA.007.AMIe

Medial Match



5

book, hook, moon, roof, match, bat, kite, five

