



Final Phoneme Spin

Objective

The student will match final phonemes in words.


Materials

- ▶ Spinner (Activity Master PA.005.AM1)
Copy spinner on card stock.
Cut spinner and attach arrow with a brad.
- ▶ Final phoneme picture cards (Activity Master PA.005.AM2a - PA.005.AM2d)

Activity

Students match final phonemes by playing a spinner game.

1. Place spinner at the center. Spread picture cards face up.
2. Taking turns, students spin the spinner, and say the name and the final phoneme of the picture that the arrow lands on. For example, if the spinner lands on “apple,” the student says, “apple, /l/.”
3. Locate picture card that has the same final sound.
4. Say the name and final sound of the picture (e.g., “candle, /l/”). If correct, keep the card. If not correct, card remains in place.
5. Continue until all cards are used.
6. Peer evaluation




Extensions and Adaptations

- ▶ Use other picture cards and target sounds (Activity Master PA.005.AM3).

Phonemic Awareness

PA.005.AMI

Final Phoneme Spin



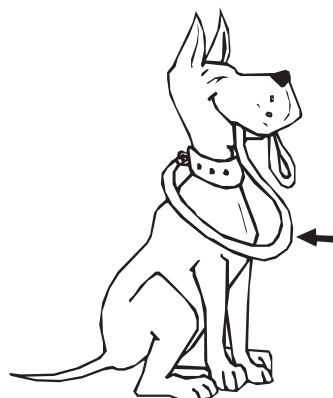






fountain, baby, window, banana, fish, jacket, apple, eraser

Phonemic Awareness

Final Phoneme Spin

PA.005.AM2a







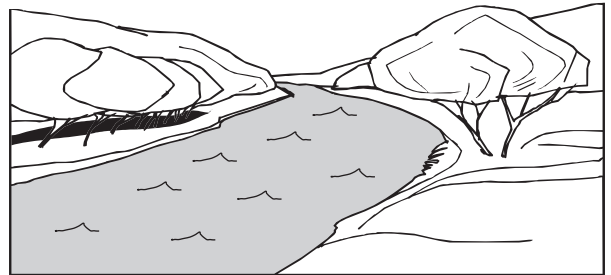
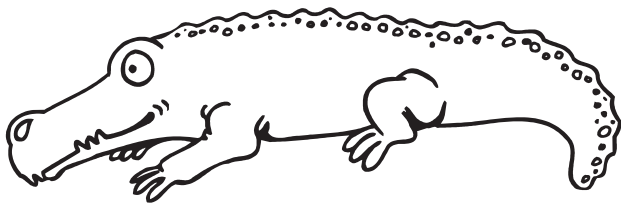


pencil, candle, seal, turtle, brush, leash, dish, fish



Phonemic Awareness

PA.005.AM2b

Final Phoneme Spin








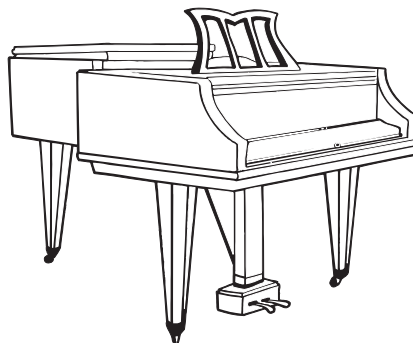
finger, caterpillar, alligator, river, puppet, wallet, basket, rabbit



Phonemic Awareness

Final Phoneme Spin

PA.005.AM2c





toe, piano, elbow, volcano, dragon, button, bacon, apron



Phonemic Awareness

PA.005.AM2d

Final Phoneme Spin



Florida, candy, monkey, cookie, penny, camera, umbrella, zebra



Phonemic Awareness

Final Phoneme Spin

PA.005.AM3

