



Match Maker

Objective

The student will match initial phonemes in words.

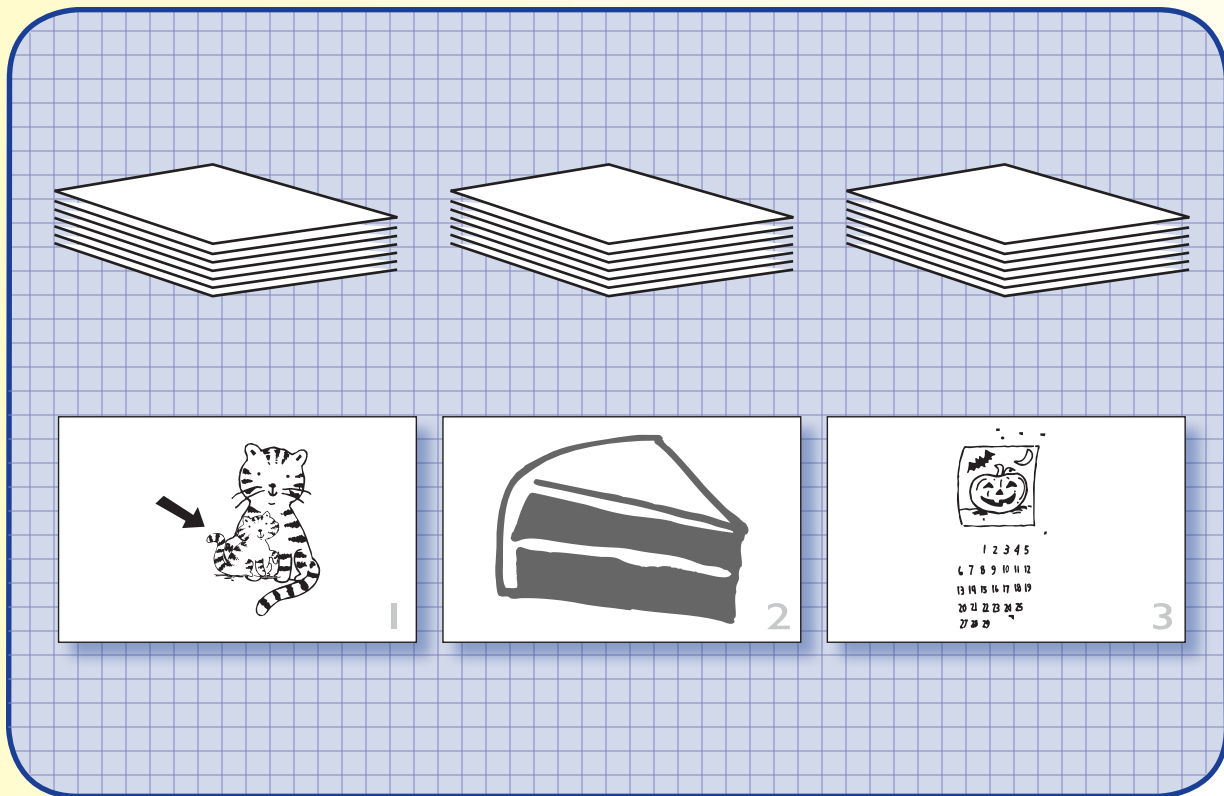
Materials

- ▶ Initial phoneme picture cards (Activity Master PA.002.AM1a - PA.002.AM1c)

Activity

Students identify initial phonemes by matching picture cards.

1. Divide the initial phoneme pictures by the numbers on the cards and place face down in three separate stacks.
2. Taking turns, students select the top card from each stack.
3. Say the name and initial sound of each picture. For example, “kitten /k/, cake /k/, calendar, /k/.” If initial sounds match on all three cards, student keeps all three cards. If two cards have the same initial sound, keep those and return the nonmatching card to the middle (not the bottom) of the appropriate stack. If no cards match, return all three cards to the middle (not the bottom) of their respective stacks.
4. Continue activity until all possible matches are made.
5. Peer evaluation









Extensions and Adaptations

- ▶ Use same initial phoneme picture cards in open sort.
- ▶ Make alliterative rebus sentences using picture cards.

Phonemic Awareness

PA.002.AM1a

Match Maker




baby, watermelon, cheek, lip, shoe, thumb, house, kitten




Phonemic Awareness

Match Maker


PA.002.AM1b



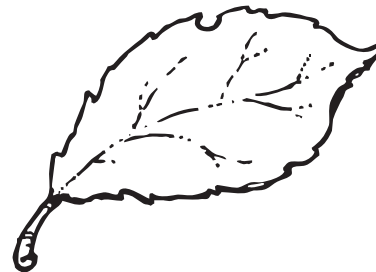
2




2



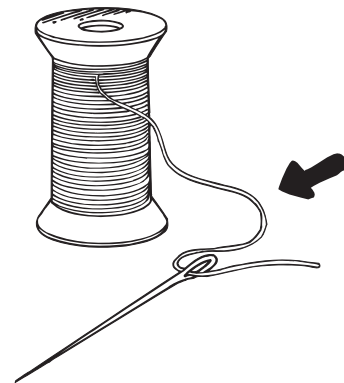
2




2



2



2



2



2


bacon, wagon, chimney, leaf, shoulder, thread, hammer, cake




Phonemic Awareness

PA.002.AM1c


Match Maker



3



3



3




3



3

13

3



3



1 2 3 4 5
6 7 8 9 10 11 12
13 14 15 16 17 18 19
20 21 22 23 24 25
27 28 29

3

bowl, watch, chalk, lettuce, shovel, thirteen, heart, calendar

