



# Phonemic Awareness

PA.001

Phoneme Matching

Initial Phoneme Picture Sort

## Objective

The student will match initial phonemes in words.


## Materials

- ▶ Initial phoneme header picture cards (Activity Master PA.001.AM1)
- ▶ Initial phoneme picture cards (Activity Master PA.001.AM2a - PA.001.AM2c)

## Activity

Students match initial phonemes by sorting pictures.

1. Place header cards face up on a flat surface. Mix and place the initial phoneme picture cards face down in a stack.
2. Taking turns, students select a card from the stack, name the picture, and say the initial phoneme (e.g., “penguin, /p/”).
3. Place in column under matching initial phoneme header card.
4. Point to and name picture cards in entire column starting at top.
5. Continue until all cards are sorted.
6. Peer evaluation




## Extensions and Adaptations

- ▶ Use additional picture cards to sort by other initial phonemes.
- ▶ Use other picture cards to sort by final or medial phoneme.

# Phonemic Awareness

Initial Phoneme Picture Sort


PA.001.AM1




header



header



header



header



header cards: stamp, shark, purse, bike



# Phonemic Awareness

PA.001.AM2a

Initial Phoneme Picture Sort







star, sweater, spider, spoon, saddle, sun, shower, shawl



# Phonemic Awareness

Initial Phoneme Picture Sort

PA.001.AM2b




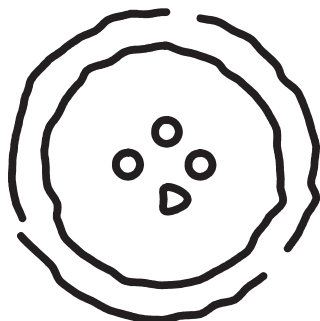
ship, shell, shoe, shirt, penguin, penny, popcorn, pretzel



# Phonemic Awareness

PA.001.AM2c

Initial Phoneme Picture Sort



pillow, pickle, button, ball, block, belt, bus, bottle

