



Objective

The student will segment phonemes in words.

Materials

- ▶ Elkonin Box picture cards (Activity Master P.006.AM1a - P.006.AM1l)

Cut out and laminate or place in page protectors.


Note: Pictures are shell, corn, thorn, scarf, dress, chicken, spider, puppet, basket, dragon, magnet, and sandwich.

- ▶ Student sheets (Activity Master P.006.SS1a - P.006.SS1b)
Can be copied back to back.
- ▶ Pencils
- ▶ Vis-à-Vis® markers

Activity

Students orally segment words and write corresponding letters on spaces in Elkonin Boxes.

1. Place the Vis-à-Vis® markers and Elkonin Box picture cards in a stack at the center. Provide each student with the student sheets.
2. Working in pairs, student one says the name of the picture on the Elkonin Box and orally segments the word (e.g., “chicken, /ch/ /i/ /ck/ /e/ /n/”).
3. Student two repeats the sounds while writing the corresponding grapheme for each phoneme in the box with the Vis-à-Vis® marker (e.g., “ch-i-ck-e-n”).
4. Both students record the word on their student sheets.
5. Continue until all cards are completed.
6. Teacher evaluation



The image shows a sample of the activity materials. On the left is a picture card featuring a line drawing of a chicken inside a square frame. Below the frame is an Elkonin box, which is a row of five boxes containing the letters 'ch', 'i', 'ck', 'e', and 'n'. On the right is a student sheet. At the top, it has a line for 'Name' and a small label 'P.006.SS1b Map-A-Word'. Below this are six rows, each starting with a small icon (a dragon, corn, scarf, dress, magnet, and a chicken) followed by a row of boxes for writing. The word 'chicken' is written in the boxes of the last row.

Extensions and Adaptations

- ▶ Use other target Elkonin Box picture cards (Activity Master P.006.AM2).

Phonics

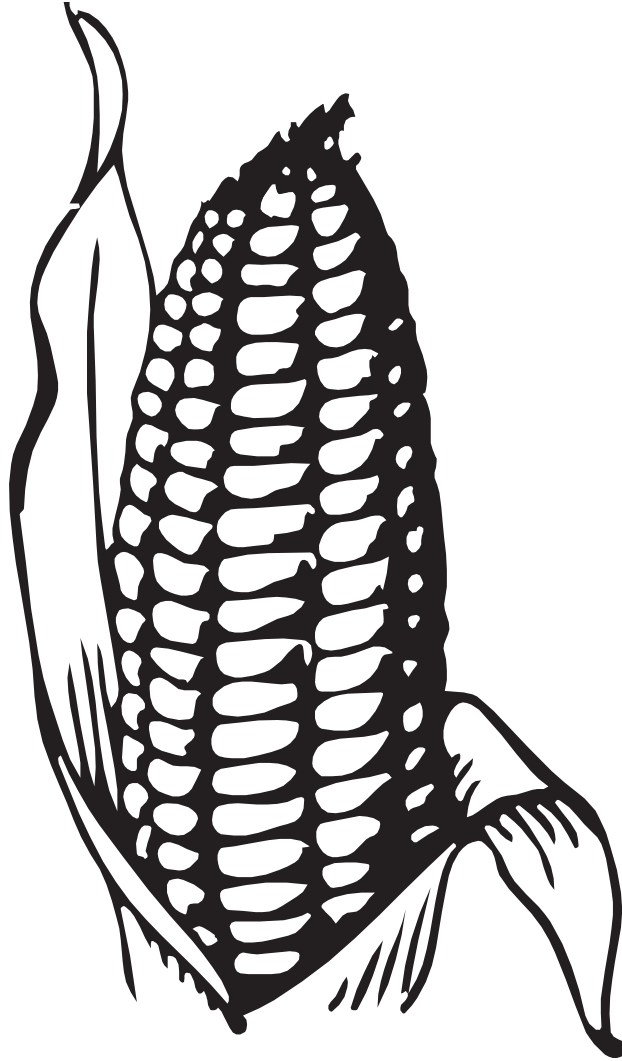
Map-A-Word

P.006.AM1a



--	--	--





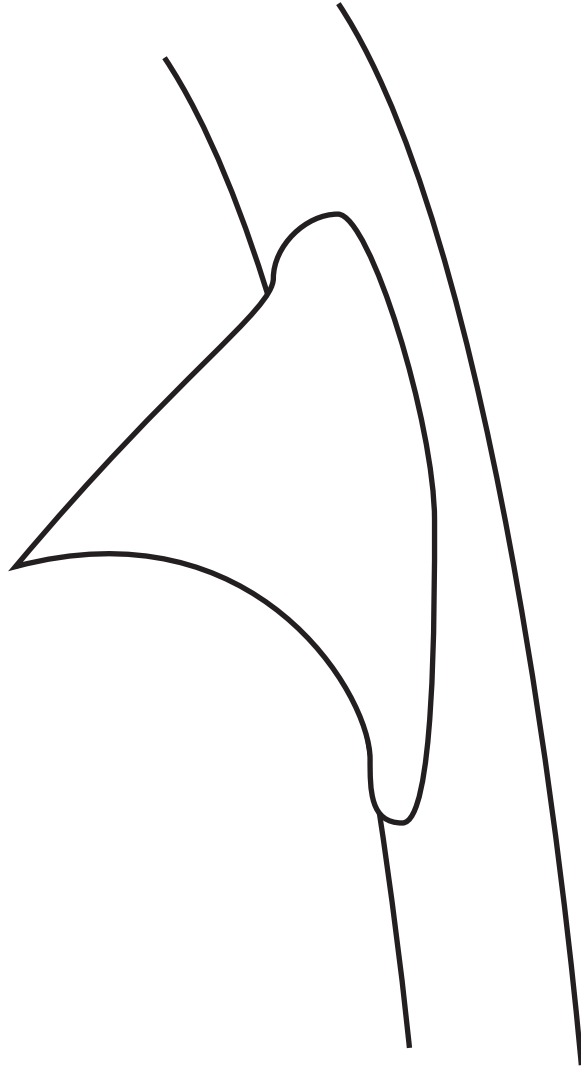
--	--	--



Phonics


Map-A-Word

P.006.AM1c



--	--	--





--	--	--	--



Phonics


Map-A-Word

P.006.AMIe



--	--	--	--






--	--	--	--	--



Phonics


Map-A-Word

P.006.AM1g



--	--	--	--	--





--	--	--	--	--



Phonics


Map-A-Word

P.006.AM I i



--	--	--	--	--	--





--	--	--	--	--	--



Phonics


Map-A-Word

P.006.AMIk



--	--	--	--	--	--






--	--	--	--	--	--	--



Name _____

Map-A-Word

P.006.SS1a



--	--	--	--	--




--	--	--




--	--	--	--	--



--	--	--



--	--	--	--	--	--




--	--	--	--	--	--	--


Name _____

P.006.SS1b

Map-A-Word



--	--	--	--	--	--



--	--	--




--	--	--	--



--	--	--	--



--	--	--	--	--	--



--	--	--	--	--

Phonics

Map-A-Word

P.006.AM2

