



#### Objective

The student will identify synonyms.

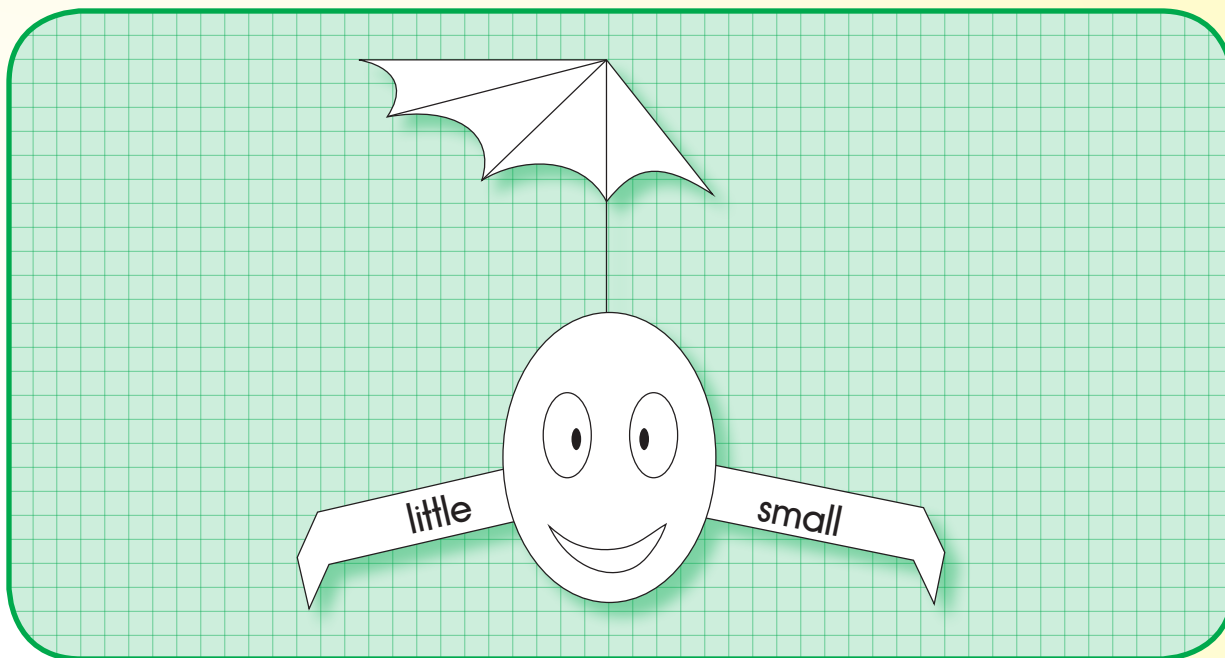
#### Materials

- ▶ Synonym Spider and word legs (Activity Master V.003.AM1)  
*Copy on card stock, laminate, and cut.*
- ▶ Student sheet (Activity Master V.003.SS)
- ▶ Glue
- ▶ Scissors
- ▶ Pencils

#### Activity

Students match synonyms by placing pairs on a spider shape.

1. Place the Synonym Spider, spider word legs, glue, and scissors at the center. Provide each student with a student sheet.
2. Taking turns, student one selects a spider word leg, reads the word (e.g., “small”), and places it on the right side of the spider.
3. Student two selects the synonym, reads it (i.e., “little”), and places it across from the match on the left side of the spider.
4. Reverse roles and continue until all synonyms are matched. Read each pair of synonyms aloud.
5. Use student sheet to make a spider and record the synonyms on the spider legs.
6. Teacher evaluation




#### Extensions and Adaptations

- ▶ Write and use other synonyms or antonyms (Activity Master V.003.SS).

# Vocabulary

Synonym Spider

V.003.AMI



big

little

like

happy

large

small

enjoy

glad


synonym spider and word legs



Name \_\_\_\_\_

V.003.SS

Synonym Spider



blank spider and word legs