

### Word Fishing

 **Objective**

The student will read high frequency words.


 **Materials**

- ▶ High frequency word cards (Activity Master P.HFWC.001 - P.HFWC.050)  
*Select target words.*
- ▶ Fish pattern (Activity Master P.043.AM1)  
*Make multiple copies, laminate, and cut.*  
*Attach a high frequency word to each fish.*
- ▶ Paper clips  
*Punch hole near each fish nose and attach paper clip.*
- ▶ Container for a “pond” (e.g., plastic fish bowl, paper bag)  
*Place fish in the container.*
- ▶ Fishing pole (e.g., tie string to a ruler and attach a magnet)

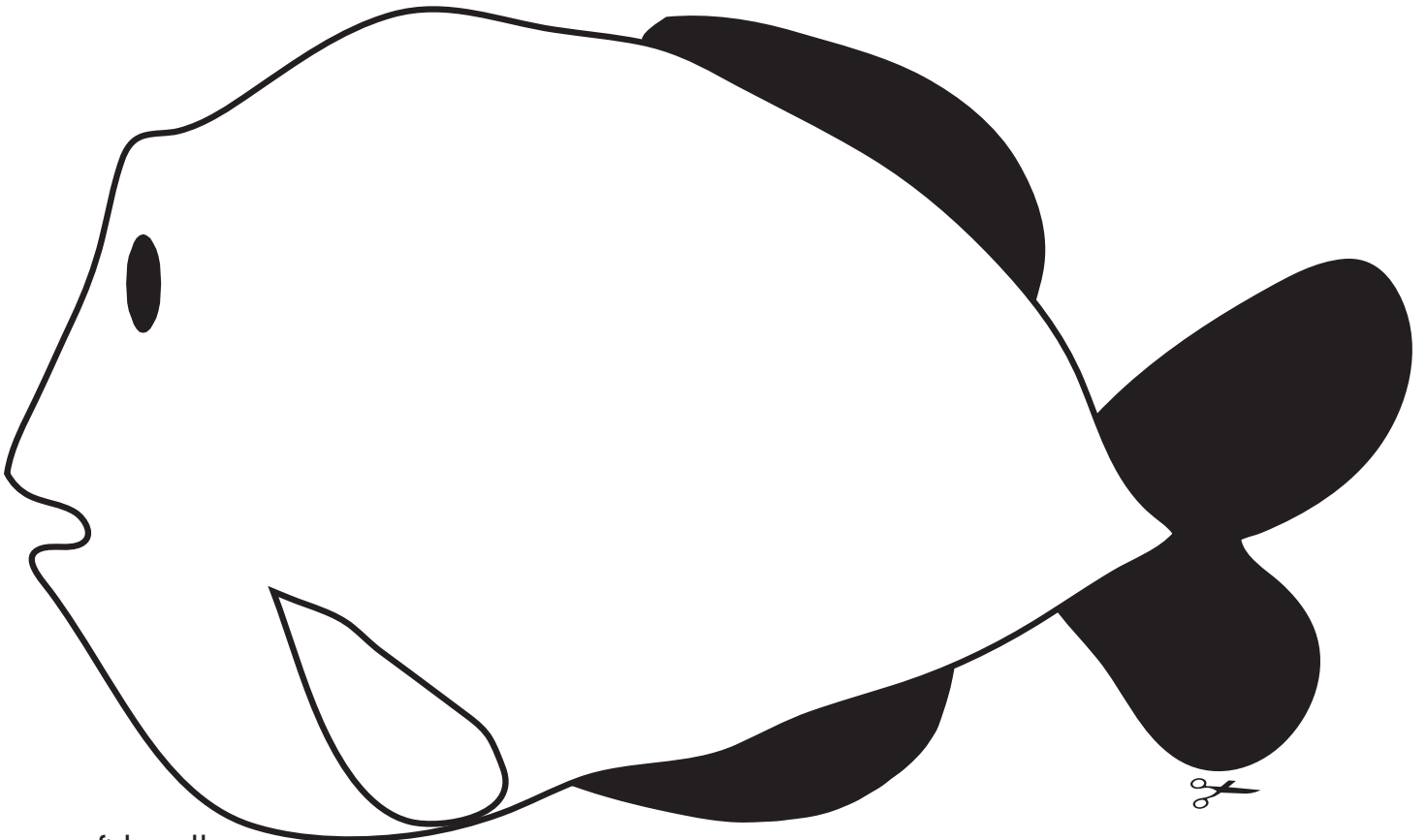
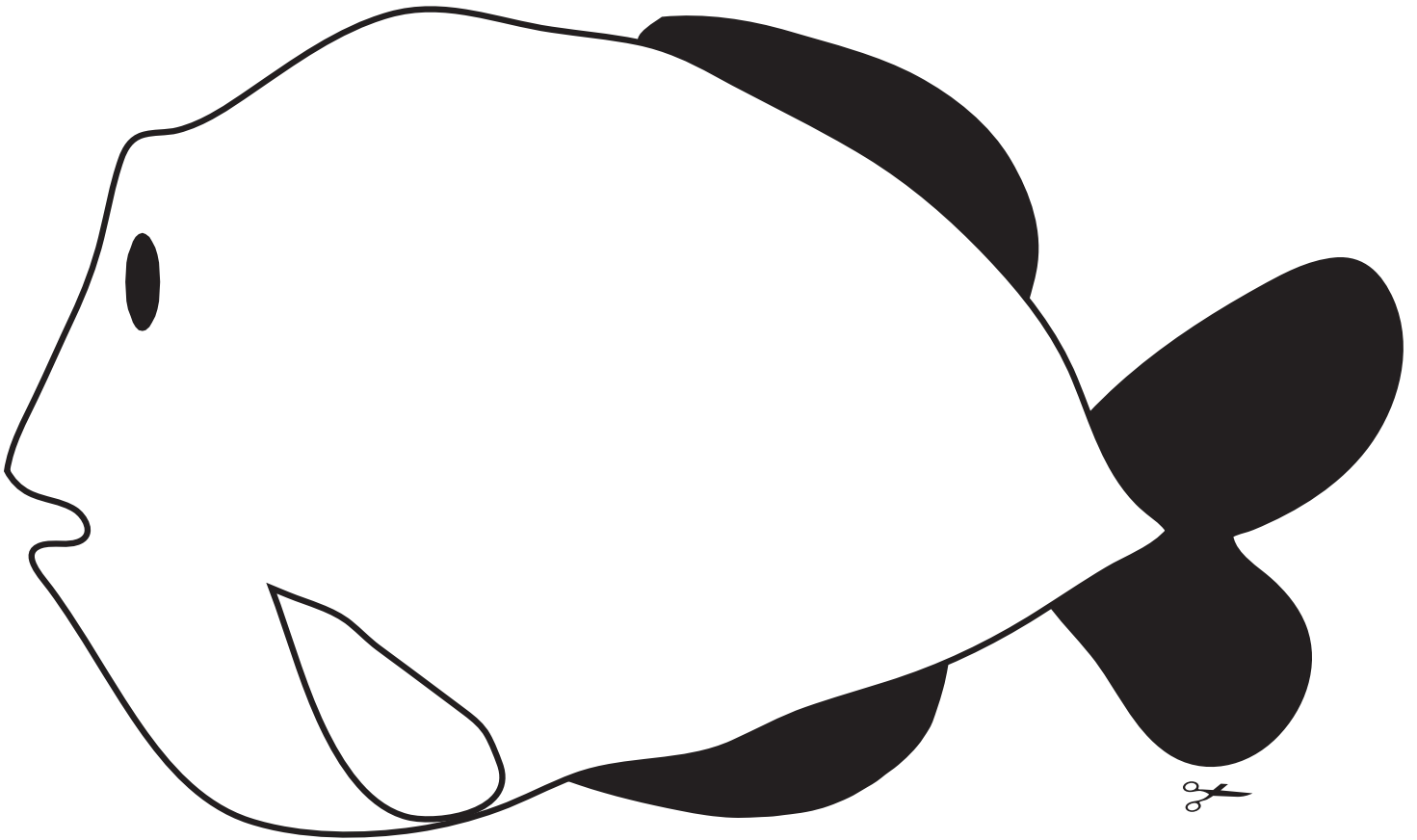
 **Activity**

Students practice reading high frequency words while playing a “fishing” game.

1. Place “pond” and fishing pole at the center.
2. Taking turns, students use the fishing pole to “catch” a word fish. Read the word.
3. If able to read the word, keep the word fish. If unable to read the word, return the word fish back to the “pond.”
4. Continue until all word fish are “caught.”
5. Peer evaluation

 **Extensions and Adaptations**

- ▶ Write the words that are “caught.”
- ▶ Use the word fish as flash cards.



fish patterns