



Objective

The student will match medial phonemes to graphemes.


Materials

- ▶ Letter-Sound Train engine and caboose (Activity Master P.020.AM1)
- ▶ Letter-Sound Train cars (Activity Master P.020.AM2)
Copy six times.
- ▶ Construction paper
Use as the platform.
- ▶ Index card
Label the card with the letter "i".
Attach it to the train engine.
- ▶ Medial sound picture cards (Activity Master P.020.AM3a - P.020.AM3c)

Activity

Students match medial sounds in words to the target letter on a train.

1. Place the engine, cars, and caboose in a line on a flat surface. Place medial sound picture cards face down in a stack. Place the platform at the center.
2. Taking turns, students select the top card, name it, and say its medial sound (e.g., "duck, /u/"). State the letter that makes that sound (i.e., "u").
3. Determine if medial sound matches target letter. If it matches, place card on a train car. If it does not match, place on the platform.
4. Continue until all cards are sorted.
5. Peer evaluation





Extensions and Adaptations

- ▶ Use other target medial sound cards (Activity Master P.LSC-M.1 - P.LSC-M.13).
- ▶ Use target and non-target initial or final objects or sound picture cards (Activity Master P.LSC-I.1 - P.LSC-I.22 or P.LSC-F.1 - P.LSC-F.16).

Phonics



Letter-Sound Train

P.020.AMI



letter-sound train engine and caboose





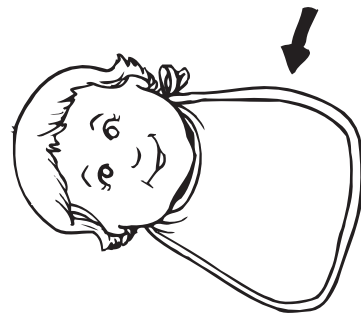



letter-sound train cars



Phonics


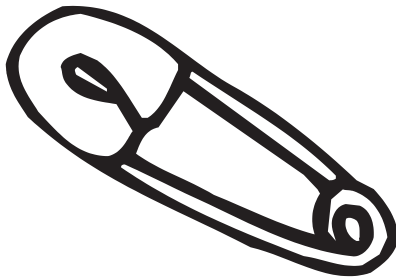

Letter-Sound Train

P.020.AM3a



medial sound picture cards: dish, kiss, pig, lip, fish, bib





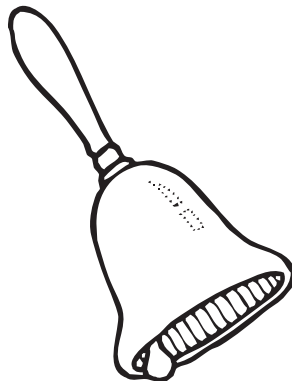
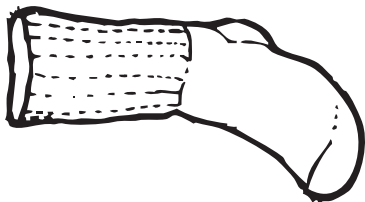
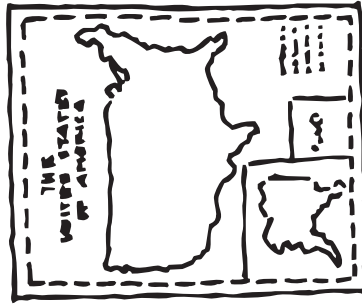

medial sound picture cards: ship, six, dig, pin, hip, clip



Phonics

Letter-Sound Train

P.020.AM3c



medial sound picture cards: duck, map, gate, sock, bell, mice

