



### Rhyming Game

#### Objective

The student will recognize rhyming words.

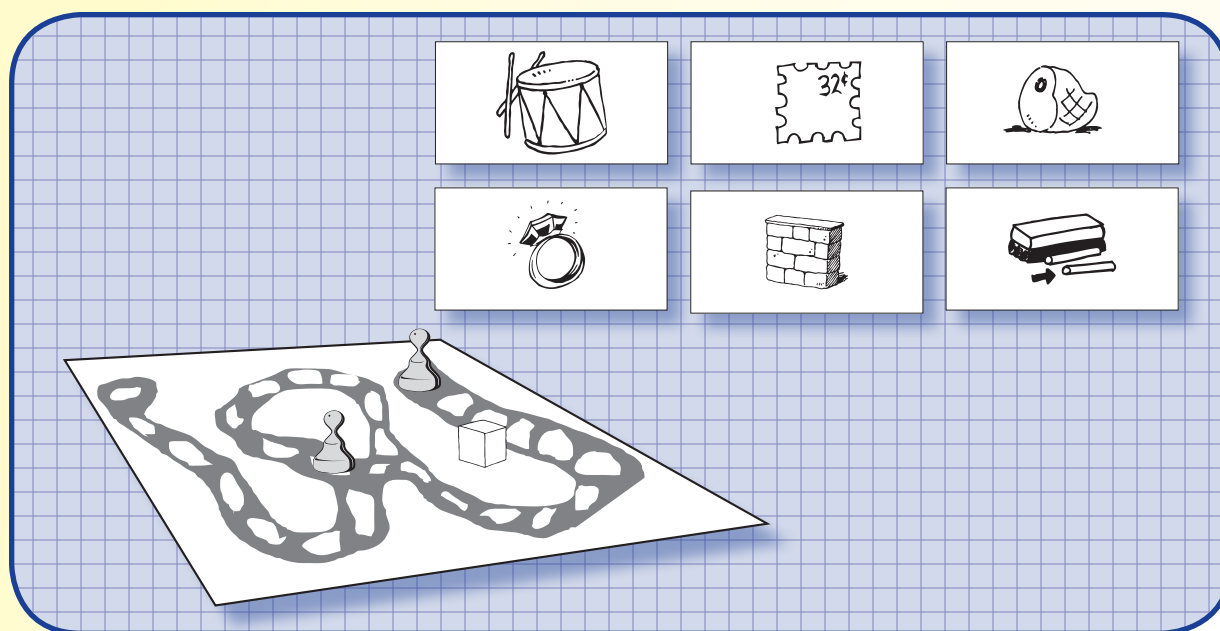
#### Materials

- ▶ Rhyming Game board (Activity Master PA.008.AM1a - PA.008.AM1b)  
*Copy on card stock, assemble, and laminate.*
- ▶ Rhyming picture cards (Activity Master PA.008.AM2a - PA.008.AM2d)
- ▶ Number cube (Activity Master PA.008.AM3)  
*Copy on card stock and assemble.*
- ▶ Game pieces (e.g., counters)

#### Activity

Students match rhyming words while playing a game.

1. Place Rhyming Game board, number cube, and rhyming picture cards face up in rows on a flat surface. Place game pieces on the START space.
2. Taking turns, students roll the number cube and move game piece according to the number shown.
3. Name the picture where the game piece lands (e.g., “lamp”) and look at the cards to find a rhyming match.
4. If a match is made, say the match (i.e., “stamp, lamp”). If unable to make a match, then return the game piece to its previous space.
5. Continue until all students reach the END space.
6. Peer evaluation





#### Extensions and Adaptations

- ▶ Play using print media or illustrate additional picture cards.
- ▶ Play by stating rhyming words.

# Phonological Awareness

PA.008.AM1a

Rhyming Game


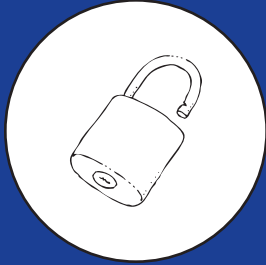


**START**

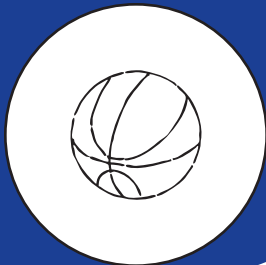

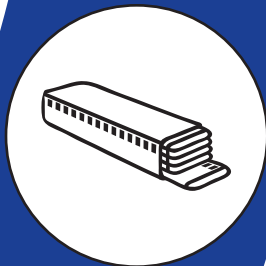
# Phonological Awareness

Rhyming Game

PA.008.AM1b



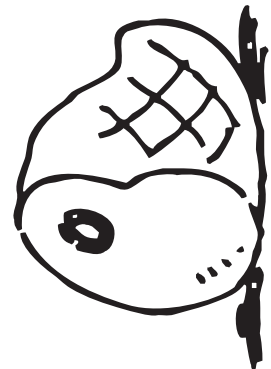




END



# Phonological Awareness

PA.008.AM2a

Rhyming Game



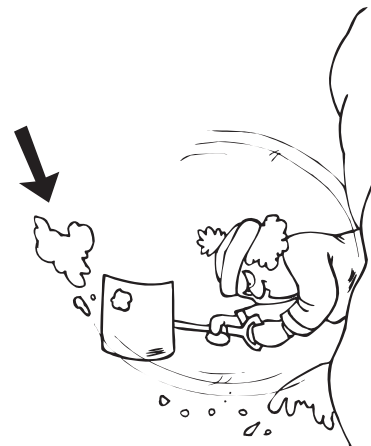




pictures on the game board: pie, hand, hen, king, dish, jam  
rhyming picture cards: eye, sand, pen, ring, fish, ham



# Phonological Awareness

Rhyming Game

PA.008.AM2b



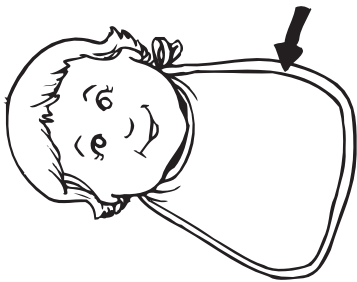


pictures on the game board: sheep, nut, wink, walk, skate, bow  
rhyming picture cards: sleep, hut, sink, chalk, gate, snow



# Phonological Awareness

PA.008.AM2c

Rhyming Game




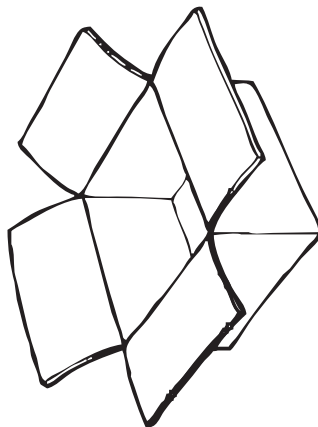
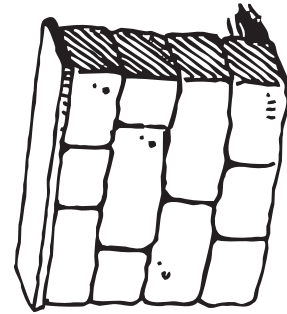


pictures on the game board: cat, lip, lamp, crib, lock, mop  
rhyming picture cards: hat, ship, stamp, bib, dock, hop



# Phonological Awareness

Rhyming Game

PA.008.AM2d



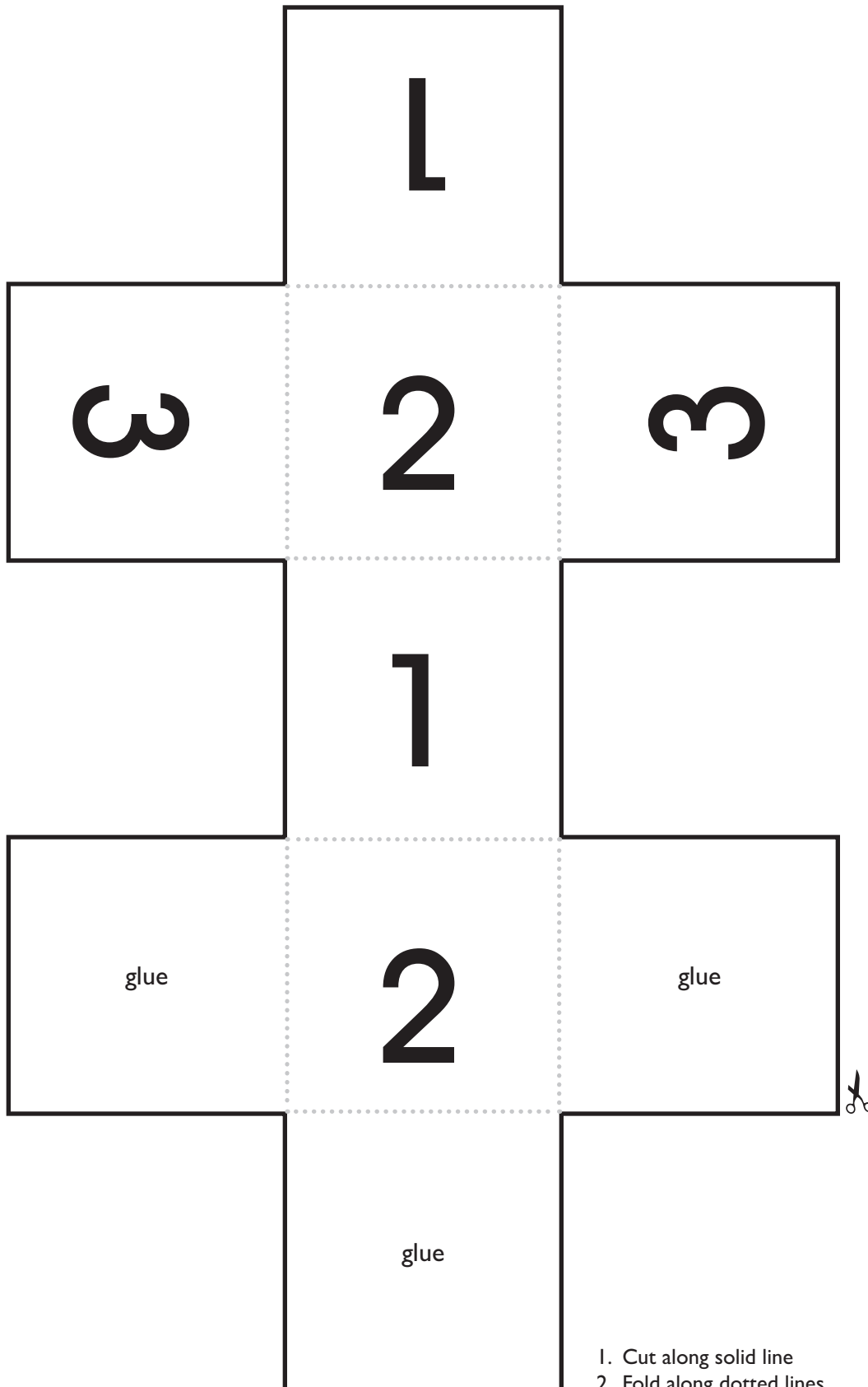
pictures on the game board: gum, paw, ball, mail, fox, bag  
rhyming picture cards: drum, straw, wall, sail, box, tag



# Phonological Awareness

PA.008.AM3

Rhyming Game



number cube

1. Cut along solid line
2. Fold along dotted lines