

**Class Status Report**

9/9/2010 12:49 PM

District: Other Than Florida Public	School: Demo School	Calendar: District-Wide
Grade: 2nd Grade	Teacher: Fcrr, Jrf	Class: 02 - Fcrr, Jrf - U
Student(s): Current Only	School Year: 2010-2011	Assessment Period: 1
Assessment Type: All	Task: All	Score Type: All

[Click Here to Print this Report](#)

[Show Legend](#)

<b>Reading Comprehension</b>	<b>Listening Comp.</b>	<b>Vocabulary Spelling</b>
----------------------------------	----------------------------	--------------------------------

Class List	PRS	Score Details	Reading Comprehension				Listening Comp.	Vocabulary Spelling	
			Passage #	Fluency (WCPM)	Percent Accuracy	Total Correct (out of 5)	Total Correct (out of 5)	Percentile Rank	Percentile Rank
<a href="#">Eight, Two</a>	12%						4	1 <sup>st</sup>	4 <sup>th</sup>
<a href="#">Four, Two</a>	13%		2.1	30	96%	0		9 <sup>th</sup>	12 <sup>th</sup>
<a href="#">Arnamy, Twob</a>	25% *							53 <sup>rd</sup> †	
<a href="#">Ten, Two</a>	37%							29 <sup>th</sup>	30 <sup>th</sup>
<a href="#">Fourteen, Two</a>	44%						3 †	53 <sup>rd</sup> †	63 <sup>rd</sup>
<a href="#">Thirteen, Two</a>	54%		2.1	37	96%	3		29 <sup>th</sup>	
<a href="#">Nine, Two</a>	76%		2.3	38	98%	4		41 <sup>st</sup>	
<a href="#">Fifteen, Two</a>	87%		2.3	29	96%	5		98 <sup>th</sup>	84 <sup>th</sup>



7

\* Denotes Student's Score(s) as copied Score(s)

† Denotes Student's Score(s) were entered outside of the PM window

[Show Class Grade Summary Report](#)

[Show Class Success Zone Report](#)

[Show All Student Detail Reports](#)

[Show All Parent Letters](#)

Assessment Period: **Assessment 1**Grade: 2<sup>nd</sup>

Year: 2010-2011

Details of **Two Four's** scores for assessment period 1 on:**Broad Screen/Progress Monitoring Tool**

Probability of Reading Success 13%

**Broad Diagnostic Inventory****Reading Comprehension**

Passage # 2.1

Explicit Correct (out of 3) 0

Implicit Correct (out of 2) 0

Total Correct (out of 5) 0

Percent Accuracy 96%

Fluency(WCPM) 30

**Listening Comprehension**

Explicit Correct (out of 3)

Implicit Correct (out of 2)

Total Correct (out of 5)

**Spelling Percentile Rank** 12<sup>th</sup>**Vocabulary Percentile Rank** 9<sup>th</sup>**Targeted Diagnostic Inventory**Phoneme Deletion - Initial **0/5 BE (1)**Phoneme Deletion - Final **3/5 BE (1)**

Word Building - Consonants 5/6 ME (1)

Word Building - CVC/CVCe AS (1)

Word Building - Blends and Vowels

Multisyllabic Word Reading

\* number in () shows the assessment period that the task was completed.

AS: Administration stop occurred

[Click Here to Print this Report](#)

## Student Cumulative Report

Student: Nine, Two

Date:9/9/2010

School Year: 2010-2011

District: Other Than Florida

School: Demo School

Grade: 02

## Assessment 1

Public Sch

Broad Screen/Progress Monitoring Tool	Broad Diagnostic Inventory								
	Reading Comprehension					Listening Comprehension	Spelling	Vocabulary	
Probability of Reading Success	Passage Number	Fluency (WCPM)	Percent Accuracy	Explicit (out of 3)	Implicit (out of 2)	Explicit (out of 3)	Implicit (out of 2)	Percentile Rank	Percentile Rank
76%	2.3 ^	38	98%	3	1				41

Targeted Diagnostic Inventory					
Phoneme Deletion Initial	Phoneme Deletion Final	Word Building Consonants	Word Building CVC/CVCE	Word Building Blends and Vowels	Multi-Syllabic Word Reading
ME	ME	ME	ME	ME	BE

District:

School:

Grade:

## Assessment 2

Broad Screen/Progress Monitoring Tool	Broad Diagnostic Inventory							
	Reading Comprehension					Listening Comprehension	Spelling	
Probability of Reading Success	Passage Number	Fluency (WCPM)	Percent Accuracy	Explicit (out of 3)	Implicit (out of 2)	Explicit (out of 3)	Implicit (out of 2)	Percentile Rank

Targeted Diagnostic Inventory					
Phoneme Deletion Initial	Phoneme Deletion Final	Word Building Consonants	Word Building CVC/CVCE	Word Building Blends and Vowels	Multi-Syllabic Word Reading

District:

School:

Grade:

## Assessment 3

Broad Screen/Progress Monitoring Tool	Broad Diagnostic Inventory								
	Reading Comprehension					Listening Comprehension	Spelling	Vocabulary	
Probability of Reading Success	Passage Number	Fluency (WCPM)	Percent Accuracy	Explicit (out of 3)	Implicit (out of 2)	Explicit (out of 3)	Implicit (out of 2)	Percentile Rank	Percentile Rank

Targeted Diagnostic Inventory					
Phoneme Deletion Initial	Phoneme Deletion Final	Word Building Consonants	Word Building CVC/CVCE	Word Building Blends and Vowels	Multi-Syllabic Word Reading

### Class Status Report

9/9/2010 1:04 PM

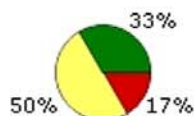
District: Other Than Florida Public	School: Demo School	Calendar: District-Wide
Grade: Kindergarten	Teacher: Fcrr, Jrf	Class: KG - Fcrr, Jrf - U
Student(s): Current Only	School Year: 2010-2011	Assessment Period: 1
Assessment: Full Year Only Current Only	Task: All	Score Type: All

[Click Here to Print this Report](#)

[Show Legend](#)

<b>Reading Comprehension</b>	<b>Listening Comp.</b>	<b>Vocabulary Spelling</b>
----------------------------------	----------------------------	--------------------------------

Class List	PRS	Score Details	Reading Comprehension				Listening Comp.		Vocabulary Spelling	
			Passage #	Fluency (WCPM)	Percent Accuracy	Total Correct (out of 5)	Total Correct (out of 5)	Percentile Rank	Percentile Rank	
<a href="#">Arnamy, Kqc</a>	94% * †						3 * †	98 <sup>th</sup> *	N/A	
<a href="#">Eleven, Kq</a>	22%						2	71 <sup>st</sup>	N/A	
<a href="#">Fourteen, Kq</a>	14%						4	9 <sup>th</sup>	N/A	
<a href="#">Nine, Kq</a>	54%						5	76 <sup>th</sup>	N/A	
<a href="#">One, Kq</a>	94%								N/A	
<a href="#">Six, Kq</a>	89%						3		N/A	
<a href="#">Student One, Buros</a>	14% *						3 *	53 <sup>rd</sup> †	N/A	
<a href="#">Two, Kq</a>	17%						1	34 <sup>th</sup>	N/A	



6

\* Denotes Student's Score(s) as copied Score(s)

† Denotes Student's Score(s) were entered outside of the PM window

[Show Class Grade Summary Report](#)

[Show Class Success Zone Report](#)

[Show All Student Detail Reports](#)

[Show All Parent Letters](#)

Assessment Period: **Assessment 1**

Grade: KG

Year: 2010-2011

Details of **Kg Eleven's** scores for assessment period 1 on:**Broad Screen/Progress Monitoring Tool**

Probability of Reading Success 22%

**Broad Diagnostic Inventory****Reading Comprehension**

Passage #

Explicit Correct (out of 3)

Implicit Correct (out of 2)

Total Correct (out of 5)

Percent Accuracy

Fluency(WCPM)

**Listening Comprehension**

Explicit Correct (out of 3) 2

Implicit Correct (out of 2) 0

Total Correct (out of 5) 2

**Vocabulary Percentile Rank**71<sup>st</sup>**Targeted Diagnostic Inventory**Print Awareness **0/5 BE (1)**

Letter Name and Sound Knowledge - Names 21/26 ME (1)

Letter Name and Sound Knowledge - Sounds **13/26 BE (1)**

Phoneme Blending 8/10 ME (1)

Phoneme Deletion - Word Parts/Initial **5/10 BE (1)**

Letter Sound Connections - Initial 8/10 ME (1)

Letter Sound Connections - Final 10/10 ME (1)

Word Building - Initial Consonants 4/5 ME (1)

Word Building - Final Consonants 5/5 ME (1)

Word Building - Medial Vowels AS (1)

\* number in () shows the assessment period that the task was completed.

AS: Administration stop occurred

## Student Cumulative Report

Student: Fourteen, Kg

Date: 9/9/2010

School Year: 2010-2011

**Assessment 1**      District: Other Than Florida      School: Demo School      Grade: KG  
Public Sch

Broad Screen/Progress Monitoring Tool	Broad Diagnostic Inventory							
	Reading Comprehension					Listening Comprehension		Vocabulary
Probability of Reading Success	Passage Number	Fluency (WCPM)	Percent Accuracy	Explicit (out of 3)	Implicit (out of 2)	Explicit (out of 3)	Implicit (out of 2)	Percentile Rank
14%	N/A	N/A	N/A	N/A	N/A	3	1	9

Targeted Diagnostic Inventory								
Print Awareness	Letter Name Sound Knowledge	Phoneme Blending	Phoneme Deletion Word Parts/Initial	Letter Sounds Connection Initial	Letter Sounds Connection Final	Word Building - Initial	Word Building - Final	Word Building - Medial Vowels
BE	BE	ME	BE	ME	BE	N/A	N/A	N/A

**Assessment 2**      District:      School:      Grade:

Broad Screen/Progress Monitoring Tool	Broad Diagnostic Inventory							
	Reading Comprehension					Listening Comprehension		
Probability of Reading Success	Passage Number	Fluency (WCPM)	Percent Accuracy	Explicit (out of 3)	Implicit (out of 2)	Explicit (out of 3)	Implicit (out of 2)	

Targeted Diagnostic Inventory								
Print Awareness	Letter Name Sound Knowledge	Phoneme Blending	Phoneme Deletion Word Parts/Initial	Letter Sounds Connection Initial	Letter Sounds Connection Final	Word Building - Initial	Word Building - Final	Word Building - Medial Vowels

District:      School:      Grade:

**Assessment 3**

Broad Screen/Progress Monitoring Tool	Broad Diagnostic Inventory							
---------------------------------------	----------------------------	--	--	--	--	--	--	--

### Key

Gray Background = Not Required

N/A = Task Not Available

^ = At or Above the Target Passage

### Terms

PRS = Probability of Reading Success

ME = Meets Expectations, 80% Correct or Better

BE = Below Expectations, Less than 80% Correct

# Class Status Report

9/9/2010 1:54 PM

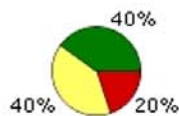
District: Other Than Florida Public	School: Demo School	Calendar: District-Wide
Grade: 3rd Grade	Teacher: Pollock, Mary	Class: 03 - Pollock, Mary - U
Student(s): Current Only	School Year: 2010-2011	Assessment Period: 1
Assessment Type: BS/PMT	Task: All	Score Type: Percentile Rank

[Click Here to Print this Report](#)

[Show Legend](#)

RC	Maze	Word Analysis	RC
----	------	---------------	----

Class List	FCAT Success Probability	Score Detail	RC Percentile Rank	Maze Percentile Rank	Word Analysis Percentile Rank	Lexile @ Measure	Lexile @ Range	Reporting Categories
<a href="#">Student, Zzz</a>	12%		8 <sup>th</sup>	99 <sup>th</sup>	35 <sup>th</sup>	410L	310L - 460L	1 L 2 L 3 N/A 4 N/A
<a href="#">Student One, Buros</a>	57%		47 <sup>th</sup>	78 <sup>th</sup>	76 <sup>th</sup>	685L	585L - 735L	1 N/A 2 L 3 N/A 4 N/A
<a href="#">Student, Yyy</a>	84%		75 <sup>th</sup>	99 <sup>th</sup>		845L	745L - 895L	1 H 2 L 3 L 4 N/A
<a href="#">Student, Xxx</a>	99%		99 <sup>th</sup>	99 <sup>th</sup>	96 <sup>th</sup>	1480L	1380L - 1530L	1 H 2 H 3 H 4 N/A
<a href="#">Student Three, Buros</a>	99%		99 <sup>th</sup>			1435L	1335L - 1485L	1 H 2 H 3 H 4 N/A
<a href="#">The Hutt, Jabba</a>	99% *		99 <sup>th</sup> *	95 <sup>th</sup> *	74 <sup>th</sup> *	1460L *	1360L - 1510L *	1 H 2 H 3 H 4 N/A
<a href="#">Three, Three</a>								1 N/A 2 N/A 3 N/A 4 N/A



# Class Status Report

9/9/2010 3:50 PM

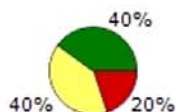
District: Other Than Florida Public Sch	School: Demo School	Calendar: District-Wide
Grade: 3rd Grade	Teacher: Pollock, Mary	Class: 03 - Pollock, Mary - U
Student(s): <input type="text" value="Current Only"/>	School Year: 2010-2011	Assessment Period: <input type="text" value="1"/>
Assessment Type: BS/PMT	Task: All	Score Type: <input type="text" value="Ability Score"/>

[Click Here to Print this Report](#)

- Ability Score
  - Percentile Rank
  - Ability Score
  - Standard Score
- [Show Legend](#)

	<b>RC</b>	<b>Maze</b>	<b>Word Analysis</b>		<b>RC</b>	
--	-----------	-------------	----------------------	--	-----------	--

<u>Class List</u>	<u>FCAT Success Probability</u>	<u>Score Detail</u>	<u>RC Ability Score</u>	<u>Maze</u>	<u>Word Analysis Ability Score</u>	<u>Lexile @ Measure</u>	<u>Lexile @ Range</u>	<u>Reporting Categories</u>
<a href="#">Student, Xxx</a>	99%	🔍	717	N/A	665	1480L	1380L - 1530L	1 H 2 H 3 H 4 N/A
<a href="#">Student, Yvy</a>	84%	🔍	431	N/A		845L	745L - 895L	1 H 2 L 3 L 4 N/A
<a href="#">Student, Zzz</a>	12%	🔍	235	N/A	424	410L	310L - 460L	1 L 2 L 3 N/A 4 N/A
<a href="#">Student One, Buros</a>	57%	🔍	359	N/A	545	685L	585L - 735L	1 N/A 2 L 3 N/A 4 N/A
<a href="#">Student Three, Buros</a>	99%	🔍	697	N/A		1435L	1335L - 1485L	1 H 2 H 3 H 4 N/A
<a href="#">The Hutt, Jabba</a>	99% *	🔍	710 *	N/A	539 *	1460L *	1360L - 1510L *	1 H 2 H 3 H 4 N/A
<a href="#">Three, Three</a>		🔍		N/A				1 N/A 2 N/A 3 N/A 4 N/A



Grade: 3<sup>rd</sup>

Year: 2010-2011

Details of **Zzz Student's** scores for assessment period 1 on:**Reading Comprehension**

FSP	12%
Standard Score	79
Lexile ® Measure	410L
Lexile ® Range	310L - 460L
Percentile Rank	8 <sup>th</sup>
Ability Score	235
Ability Range	159 - 311
1st Passage	0 Minutes 29 Seconds
2nd Passage	0 Minutes 20 Seconds
3rd Passage	
Vocabulary	Low
Reading Application	Low
Literary Analysis Fiction/Nonfiction	Not Enough Information
Informational Text Process	Not Enough Information

**Maze**

Standard Score	143
Percentile Rank	99 <sup>th</sup>
Average Adjusted Maze Score	44

**Word Analysis**

Standard Score	94
Percentile Rank	35 <sup>th</sup>
Word Analysis Ability Score(WAAS)	424
Words Missed	5

Target Word	Student's Response
DENTIST	denti
OPERATOR	opert
POPULARITY	popul
RESTRICTIVE	restrict
RIDGE	Administratively Incorrect

ClosePrint

[Click Here to Print this Report](#)

**Student Cumulative Report**

**Student:** The Hutt, Jabba

**Date:**9/9/2010

**School Year:** 2010-2011

**Assessment 1**      **District:** Leon      **School:** Academic Resource Center      **Grade:** 03

Broad Screen/Progress Monitoring Tool: Reading Comprehension				Maze	Word Analysis	
FCAT Success Probability	Lexile ® Measure	Percentile Rank	RCAS	Percentile Rank	WAAS	Percentile Rank
99%	1480L	99	717	95	539	74

**Assessment 2**      **District:**      **School:**      **Grade:**

Broad Screen/Progress Monitoring Tool: Reading Comprehension				Maze	Word Analysis	
FCAT Success Probability	Lexile ® Measure	Percentile Rank	RCAS	Percentile Rank	WAAS	Percentile Rank

**Assessment 3**      **District:**      **School:**      **Grade:**

Broad Screen/Progress Monitoring Tool: Reading Comprehension				Maze	Word Analysis	
FCAT Success Probability	Lexile ® Measure	Percentile Rank	RCAS	Percentile Rank	WAAS	Percentile Rank

FCAT									
FCAT Scores			Vocabulary		Reading Application		Literary Analysis Fiction/Nonfiction		Information
Level	SSS	DSS	Points Earned	Points Possible	Points Earned	Points Possible	Points Earned	Points Possible	Points Earned

**Key**

Gray Background = Not Required

N/A = Task Not Available

Lexile ® Measure = Indicator of text level at which the student can read at 75% comprehension

**Terms**

SSS = Sunshine State Standard Score

DSS = Developmental Scale Score

WAAS = Word Analysis Ability Score

RCAS = Reading Comprehension Ability Score