



Phonemic Awareness

PA.019

Phoneme Manipulating

What's Left?

Objective

The student will manipulate phonemes in words.

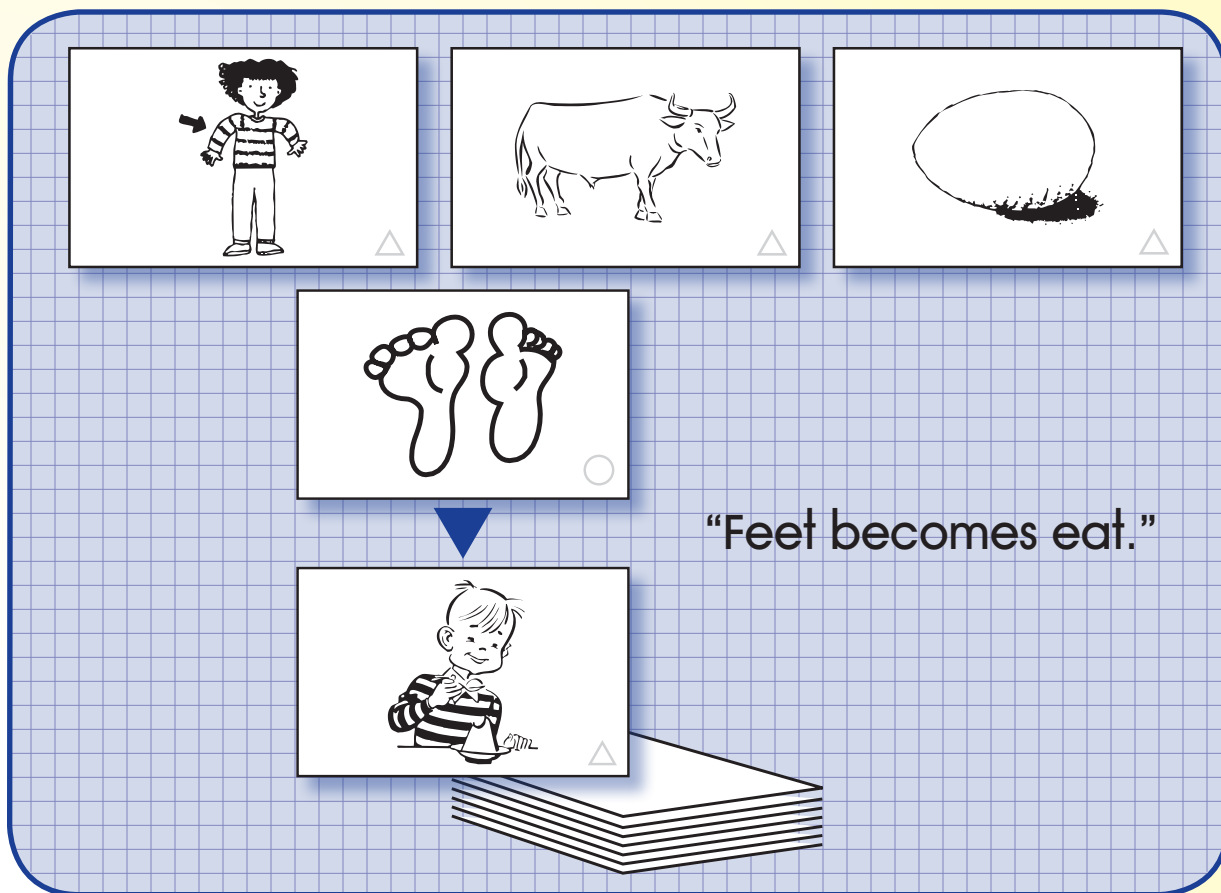
Materials

► Phoneme deletion picture cards (Activity Master P.019.AM1a - P.019.AM1d)

Activity

Students manipulate initial phonemes and match the new word to picture.

1. Divide phoneme deletion picture cards by shape icon. Place cards with circles face down in a stack on a flat surface. Place cards with triangles face up in rows.
2. Taking turns, students select the top card from the stack and name the picture.
3. Delete initial phoneme and say resulting word (e.g., “feet becomes eat”).
4. Find picture and keep the pair.
5. Continue until all matches are made.
6. Peer evaluation



The diagram illustrates the activity process. At the top, three cards with triangle icons are shown: a boy, a cow, and an egg. Below them is a card with a circle icon showing two feet. A blue arrow points from the feet card to a card with a triangle icon showing a boy. To the right of this arrow, the text reads "Feet becomes eat." Below the boy card is a stack of several more cards, representing the stack of cards with circle icons.


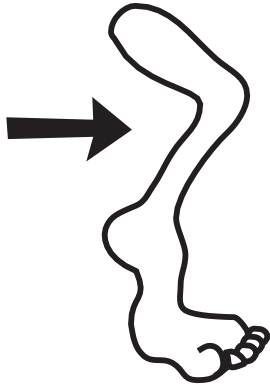
Extensions and Adaptations

► Add a different initial phoneme to triangle cards to form new words.

Phonemic Awareness

What's Left?

PA.019.AM1a









leg, egg, box, ox, feet, eat, farm, arm



Phonemic Awareness

PA.019.AM1b

What's Left?










dice, ice, pie, eye, cup, up, gate, eight



Phonemic Awareness

What's Left?

PA.019.AM1c




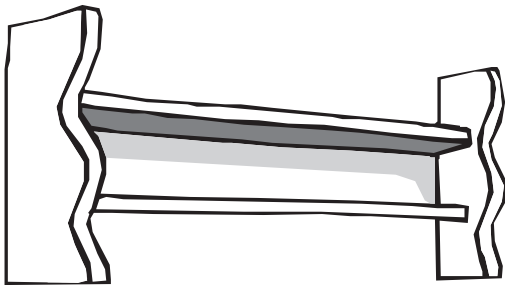


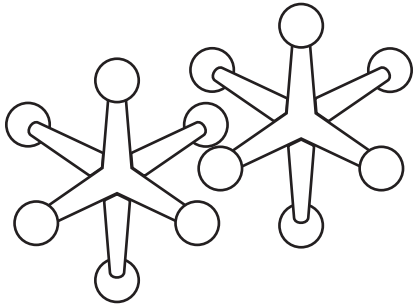
deer, ear, tape, ape, pants, ants, towel, owl



Phonemic Awareness

PA.019.AM1d

What's Left?



jacks, ax, wheel, eel, shelf, elf, beagle, eagle

