



F.001

Letter-Sound Correspondence

Letter-Sound Mix-Up



Objective

The student will gain speed and accuracy in recognizing letter-sounds.



Materials

- ▶ Letter-sound sheets (Activity Master F.001.AM1a - F.001.AM1b)
Some letters have more than one sound (e.g., c, g, s, x, y, and all vowels). It is suggested that when timing, students say only one sound per letter. There are two versions of the sheets (i.e., 1 and 2). Students may use either one or both. Make two copies of each sheet and laminate.
- ▶ Sounds correct per minute record (Activity Master F.001.AM2)
- ▶ Timer (e.g., digital)
- ▶ Pencils
- ▶ Vis-à-Vis® markers



Activity

Students take turns identifying sounds of letters in a timed activity.

1. Place two copies of the letter-sound sheets and timer at the center. Provide each student with a sounds correct per minute record.
2. Taking turns, student one sets the timer for one minute and tells student two to “begin.”
3. Student two goes across the page, points to each letter, and says sound of letter (e.g., points to the letter “b,” says /b/). Student one follows on his copy and uses a Vis-à-Vis® marker to draw a line through any letters that are mispronounced. If all sounds are pronounced, go back to the top and continue until timer goes off.
4. Student two counts number of sounds pronounced correctly and records on his sounds correct per minute record.
5. Repeat the activity at least two more times attempting to increase speed and accuracy.
6. Reverse roles.
7. Peer evaluation

Fluency		F.001.AM1a			
Letter-Sound Mix-Up					
1.	r	c	x	f	p
	v	k	a	b	e
	h	x	n	i	o
	w	y	u	z	s
	g	d	c	m	j
	b	a	k	v	t
	n	l	i	h	p
	z	u	y	w	v
	f	l	o	q	t
	k	e	f	d	c
	m	j	y	r	g
	f	x	d	v	h

Fluency		F.001.AM2	
Letter-Sound Mix-Up			
Sounds Per Minute			
1 st try	_____	letter-sounds	
2 nd try	_____	letter-sounds	
3 rd try	_____	letter-sounds	
4 th try	_____	letter-sounds	
5 th try	_____	letter-sounds	



Extensions and Adaptations

- ▶ Say letter name and sound.
- ▶ Time how long it takes to pronounce all sounds.
- ▶ Say all possible sounds during the timing for c, g, s, x, y, and all vowels.

Fluency

Letter-Sound Mix-Up

F.001.AM1a

1. r c x f p
 v k a b e
 h x n i o
 w y u z s
 g d c m j
 b a k v t
 n l i h p
 z u y w v
 f l o q t
 k e f d c
 m j y r g
 f x d v h

2. j a y v t
 u w i h p
 b d f m e
 g t n v x
 p o k j a
 s r h l u
 z e f d b
 i u g n s
 x k w t o
 b f m d c
 q s c y v
 l e r q z

Sounds Correct Per Minute

1 st try	_____ letter-sounds
2 nd try	_____ letter-sounds
3 rd try	_____ letter-sounds
4 th try	_____ letter-sounds
5 th try	_____ letter-sounds

Sounds Correct Per Minute

1 st try	_____ letter-sounds
2 nd try	_____ letter-sounds
3 rd try	_____ letter-sounds
4 th try	_____ letter-sounds
5 th try	_____ letter-sounds



F.002

Letter-Sound Correspondence

Digraph and Diphthong Dash

Objective

The student will gain speed and accuracy in recognizing letter-sounds.


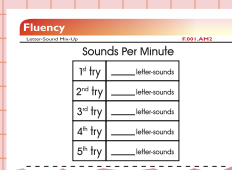

Materials

- ▶ Digraph-diphthong practice sheets (Activity Master F.002.AM1a - F.002.AM1b)
Digraphs presented are: ay, ea, oa, au, ai, oo, ee, aw, ph, sh, th, ch, wh, kn, ck.
Diphthongs presented are: oy, oi, ow, and ou.
There are two versions of the sheets (i.e., 1 and 2). Students may use either one or both.
Note: Some letter combinations have more than one sound (e.g., “ea” as in eat, head, break; “ow” as in now, row; “ou” as in out, four, you, country; “th” as in think, this; “oo” as in foot, boot, floor; “ch” as in chin, chorus, chivalry; “ai” as in bait and said).
It is suggested that, when timing, students say only one sound per letter combination.
- ▶ Sounds correct per minute record (Activity Master F.001.AM2)
- ▶ Timer (e.g., digital)
- ▶ Pencils

Activity

Students take turns identifying digraphs and diphthongs in a timed activity.

1. Place the digraph-diphthong practice sheets and timer at the center. Provide each student with a sounds correct per minute record.
2. Taking turns, students practice reading the digraphs and diphthongs aloud to each other.
3. Student one sets the timer for one minute and tells student two to “begin.”
4. Student two reads across the page while student one follows on his copy and uses a Vis-à-Vis® marker to mark any digraphs and diphthongs that are read incorrectly. If all on the sheet are read, go back to the top and continue reading. Continues until timer goes off.
5. Student one marks the last digraph or diphthong read and counts the number read correctly.
6. Student two records the number of digraphs or diphthongs read correctly on his record.
7. Repeat the activity at least two more times attempting to increase speed and accuracy.
8. Reverse roles.
9. Peer evaluation



Extensions and Adaptations

- ▶ Use the mixed letter-sound, digraph, diphthong sheet 3 (Activity Master F.002.AM2).
- ▶ Say all possible sounds during the timing for the digraphs (i.e., ea, ow, ou, th, oo, ch, ai).
- ▶ Use teacher-made practice sheets with repeating words containing target digraphs and diphthongs (e.g., meat, wheat, seal, mean, treat, seal, meat, treat, wheat, mean).

Fluency

Digraph and Diphthong Dash

F.002.AM1a

1. ay ea oa wh ow
 au ou ch ai sh
 oi th oo ck ee
 oa ph oy aw ea
 wh ow kn ay sh
 au ch ai ck ou
 ch oo ck ee oi
 kn aw ea ay wh
 ai au ck th ou
 ea sh oa ow ee
 oi aw ch ck ea
 ay sh oa oy ph

2.	au	ou	ch	ai	sh
	oa	ph	oy	aw	ea
	ch	kn	ck	ee	oi
	ph	aw	ea	ay	wh
	ai	au	ck	th	ou
	oi	th	oo	ck	ee
	ay	ea	oa	wh	ow
	au	ou	ch	ai	sh
	wh	ow	oa	kn	ch
	ck	ou	ph	ck	aw
	oo	wh	oi	sh	ay
	ee	ay	au	th	ea

Fluency

Digraph and Diphthong Dash

F.002.AM2

3. m oo aw o ay
ck b sh z oi
a n ea ay w
au th u ow wh
c f ou h j
ai x th e ph
s g i au k
q t r oy sh
d ai ee oa v
kn y oy ch ou
aw v d l sh
r aw p ea h



Objective

The student will gain speed and accuracy in reading word parts.

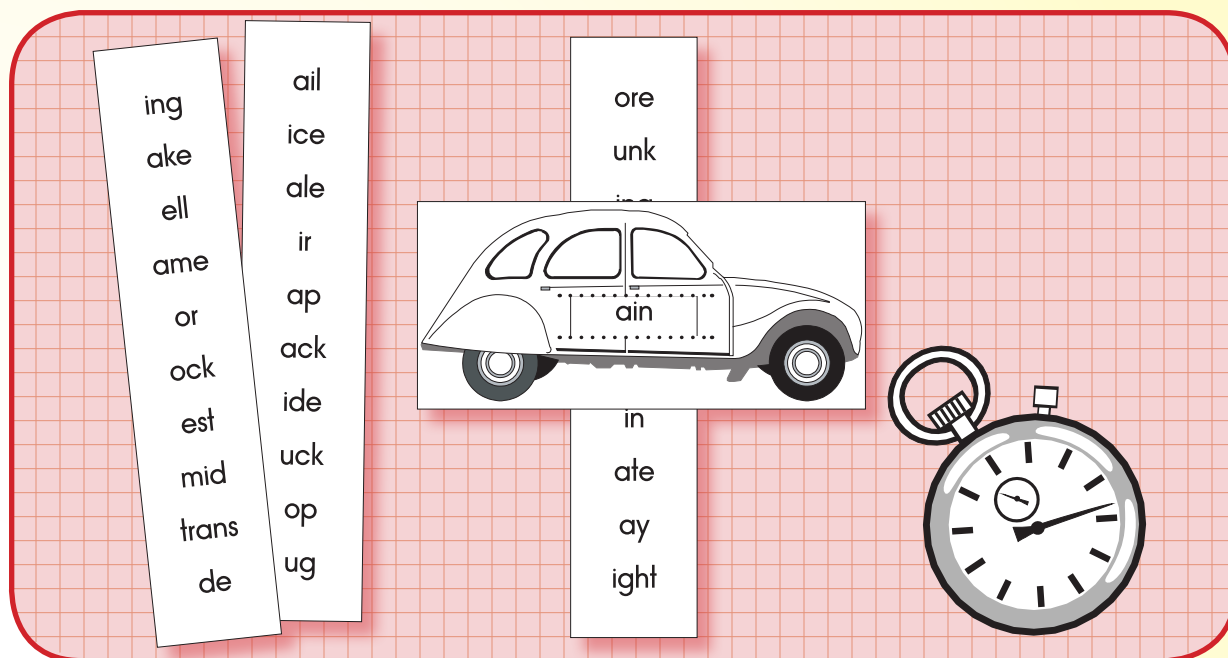
Materials

- ▶ Word part car slides (Activity Master F.003.AM1)
*These consist of the 37 most common rimes and common prefixes and suffixes.
Copy on card stock and laminate.
Cut on dotted lines to thread strips.*
- ▶ Word part strips (Activity Master F.003.AM2a - F.003.AM2b)
*Cut and laminate.
Thread the strips in the word part car slides so that word parts show.*
- ▶ Timer (e.g., digital)

Activity

Students quickly read word parts by using a race car slide.

1. Place the word part car slides threaded with strips and the timer at the center.
2. Taking turns, student one sets the timer for one minute and tells student two to “begin.”
3. Student two moves the strip through the slide as he reads each word part. Chooses additional slides with strips and continues reading until the timer goes off.
4. Reverse roles and continue activity attempting to read all slides within one minute.
5. Peer evaluation





Extensions and Adaptations

- ▶ Make other strips using target word parts and words.

Fluency

Word Part Race

F.003.AMI



Directions: Cut on dotted lines and thread slide through to show word parts.

ail

ice

ale

ir

ap

ack

ide

uck

op

ug



ore

unk

ing

oke

ain

an

in

ate

ay

ight



ing

ake

ell

ame

or

ock

est

mid

trans

de



Fluency

Word Part Race

F.003.AM2b

en

mis

im

re

un

de

in

pre

il

dis



er

es

ty

ed

ic

ful

ness

ly

less

ment



ash

ine

aw

ick

ump

ill

eat

ank

ip

at





Objective

The student will gain speed and accuracy in reading syllables.


Materials

- ▶ YES and NO header cards (Activity Master F.004.AM1)
Copy on colored construction and laminate.
- ▶ Syllable cards (Activity Master F.004.AM2a - Activity Master F.004.AM2j)
There are 100 common non-word syllables. Some syllables have more than one pronunciation (e.g., “ty” as in Tyrone and party; “ger” as in geranium and hunger; “ar” as in artist and dollar). It is suggested that when timing, students say only one sound per syllable. Note: All open syllables are pronounced with a long vowel sound. The syllable “peo” is pronounced /pē/ as in people.
- ▶ Syllables correct per minute record (Activity Master F.004.AM3)
- ▶ Timer (e.g., digital)
- ▶ Pencils

Activity

Students quickly read syllables in a timed activity.

1. Place timer and header cards at the center. Stack the set of syllable cards face down and provide each student with a syllables correct per minute record.
2. Taking turns, student one sets the timer for one minute, turns a card over, and prompts partner to read the syllable.
3. If the syllable is read correctly, the student places the card in a pile on the “YES” card. If the syllable is read incorrectly, places it in a pile on the “NO” card.
4. Continue the activity until the timer rings. Count the syllable cards in the “YES” pile and record the number on the syllables correct per minute record. Read cards in “NO” pile together.
5. Repeat the activity at least two more times attempting to increase speed and accuracy.
6. Reverse roles.
7. Peer evaluation



Extensions and Adaptations

- ▶ Use practice sheets containing common non-word syllables. There are approximately 20 different syllables presented on each sheet (Activity Master F.004.AM4a - F.004.AM4e).
- ▶ Use syllables provided at end of Word Parts (Activity Master F.CS.001 - F.CS.027).

YES

header



NO

header



ing

er

ter

al

ed

es

tion

re

oth

ry



Fluency

Syllable Sprint

F.004.AM2b

ex

en

di

bout

com

ple

con

per

un

der



ty

num

peo

ble

af

ers

mer

wa

ment

pro



Fluency

Syllable Sprint

F.004.AM2d

ri

sen

ture

fer

dif

pa

tions

ther

fore

est



ei

si

ent

ven

ev

ac

ca

fol

ful

na



Fluency

Syllable Sprint

F.004.AM2f

col

par

dis

ern

ny

cit

po

cal

mu

moth



coun

mon

pe

lar

por

fi

bers

sec

ap

stud



Fluency

Syllable Sprint

F.004.AM2h

gan

bod

tence

ward

nit

nev

ure

mem

ters

cov



de

ver

tle

ber

ar

ma

fa

la

tain

ning



Fluency

Syllable Sprint

F.004.AM2j

pic

im

ad

tween

ger

hap

e

i

y

o



Syllables Correct Per Minute

1 st try	_____ syllables
2 nd try	_____ syllables
3 rd try	_____ syllables
4 th try	_____ syllables
5 th try	_____ syllables

Syllables Correct Per Minute

1 st try	_____ syllables
2 nd try	_____ syllables
3 rd try	_____ syllables
4 th try	_____ syllables
5 th try	_____ syllables

Fluency

Syllable Sprint

F.004.AM4a

1. y ver tion ter ry
re oth o ing i
ex es er en ed
e di de com bout
al ing er i y
ter al ed es e
tion re o oth de
ver ex en di bout
com al bout com de
di e ed er es
ex oth ing o re
i ter tion ry ver

common non-word syllables

2. wa un u ty tle
 ri pro ple per peo
 num mer ment ma ers
 der con ble ber ar
 af ple con per un
 der tle ber ty num
 peo ble af ers mer
 wa ment pro ar ma
 ri af ar ber ble
 con der ers ment mer
 ri un ty tle wa
 pro ple per peo num

common non-word syllables

Fluency

Syllable Sprint

F.004.AM4c

3. sen ture fer dif pa
 tions ther fore est fa
 la ei n't si ent
 ven ev ac ca fol
 sen ture fer dif pa
 tions ther fore est fa
 la ei n't si ent
 ven ev ac ca fol
 sen ture fer dif pa
 tions ther fore est fa
 ev fa ven ca ei
 fore ther tions fol ac

common non-word syllables

4. tain po pic pe par
 ny ning na mu moth
 mon lar im ful ern
 dis coun col cit cal
 ful na tain ning col
 par dis ern ny cit
 po cal mu moth pic
 im coun mon pe lar
 cal cit col coun dis
 ern ful im lar mon
 mu tain par po pic
 pe ning na mu moth

common non-word syllables

5. ward ure tween ters tence
stud sec por nit nev
mem hap ger gan fi
cov bod bers ap ad
por fi tween sec ap
stud ad hap gan bod
tence ward cov nev ure
mem ters bers ger nit
ad ap ger bod cov
fi gan por hap mem
sec ward ters ure tween
tence stud por nit nev

common non-word syllables



Objective

The student will gain speed and accuracy in reading syllables.


Materials

- ▶ Syllable speed practice sheets (Activity Master F.005.AM1a - F.005.AM1f)
Each sheet has a different syllable type (i.e., open, closed, r-controlled, VCE, vowel teams, cons-le). Select target practice sheet. Twenty syllables are presented on each page. Make two copies of each sheet and laminate.
Note: All vowels are pronounced long on the open syllable sheet.
- ▶ Syllables correct per minute graph (Activity Master F.005.SS)
- ▶ Timer (e.g., digital)
- ▶ Vis-à-Vis® markers

Activity

Students quickly read syllables by doing timed practices.


1. Place two copies of the target syllable speed practice sheet and timer at the center. Provide each student with a syllables correct per minute graph.
2. Taking turns, students practice reading the syllables aloud to each other before beginning the timing.
3. Student one sets the timer for one minute and tells student two to “begin.”
4. Student two reads across the page while student one follows on his copy and uses a Vis-à-Vis® marker to draw a line through any syllables that are read incorrectly. If all the syllables on the sheet are read, go back to the top and continue reading.
5. When the timer goes off, student one marks the last syllable read. Counts the number of syllables read correctly.
6. Student two graphs number of syllables read correctly on his syllables correct per minute graph.
7. Repeat the activity at least two more times attempting to increase speed and accuracy.
8. Reverse roles.
9. Teacher evaluation



Fluency
Syllable Speed Practice
F.005.AM1a

bit	cap	dom	ish	tic
kin	lin	en	son	tan
ess	ock	ank	ug	ump
ash	eck	ent	op	ill
en	lon	ess	kin	ent
tic	ump	ug	ank	ash
dom	ock	lin	bit	eck
son	cap	ish	ill	op
ash	kin	lin	cap	en
ump	tan	ess	ug	dom
bit	ish	ock	ank	tic
son	ent	eck	ill	op

©2007 by Pearson Education, Inc.



Name _____
F.005.SS1

Syllables Per Minute

60				
55				
50				
45				
40				
35				
30				
25				
20				
15				
10				
5				
0				
1st try	2nd try	3rd try	4th try	5th try

Extensions and Adaptations

- ▶ Use practice sheet containing all six syllable types (Activity Master F.005.AM2).
- ▶ Use advanced graphs with more fluent readers (Activity Master F.025.SS2 and F.025.SS3).

Fluency

Syllable Speed Practice

F.005.AM1a

1. bit cap dom lish tic
kin lin en son ton
ess ock ank ug ump
ash eck ent op ill
en ton ess kin ent
tic ump ug ank ash
dom ock lin bit eck
son cap lish ill op
ash kin lin cap en
ump ton ess ug dom
bit lish ock ank tic
son ent eck ill op

closed syllables

2. he re ba me de
 te ne vo di ra
 fi spa du be co
 fa de bo fi mu
 ru hi ha le fo
 go pe fli pa tu
 la pu se wo di
 pre wa ti ru bo
 fi be mu da ha
 vo pi fa pu se
 ma du we ti sho
 bi ne pra go tu

open syllables

Fluency

Syllable Speed Practice

F.005.AM1c

3. er or ir ar ur
or ir art ur ar
ird ar ur erm or
ar er orn ir ur
urt ir ar erd or
orn er irk ar ur
art urb er ork ir
er arm ir ur ark
ir er ur ar arn
or ir ard ur er
irt erb urp irm or
er ar art urn arm

r-controlled syllables

4. ate ire obe ume ede
 ote ene ive ade ube
 ife ape ode ule ete
 use ide ame eve ope
 aze uke ine ole ene
 ipe one ede ace uge
 ale oke ute ive ibe
 ete ube ake ite ove
 ice ave oke ude ete
 ove ike afe ede use
 ile eve une ite ote
 uke ate ove ime ube

vowel-consonant-e syllables

Fluency

Syllable Speed Practice

F.005.AM I e

5. eam oat een ood ait
ie ay own eep ood
oan aid oan ead oal
ail eed own aw oof
oe ait each ay eek
oon eal ook ain eet
eep oe ead ood air
oop eet aid oan own
oam ie eem oup eal
oad ail oa eak eet
oon eam oat ay ook
ain eel eem eap aw

vowel team syllables

6. ble kle zle dle gle
 ple gle kle fle zle
 kle ple dle ble fle
 gle dle cle fle gle
 dle zle ple ble cle
 gle ple ble kle zle
 zle dle cle gle fle
 kle dle gle ble tle
 dle kle zle ble kle
 ple ble cle gle fle
 ble dle kle zle gle
 kle ple tle fle cle

consonant -le syllables

Fluency

Syllable Speed Practice

F.005.AM2

7. est arm ink ite de
ame bout un oat com
ble ex num ing fi
own dis bo oke ple
oat de est un ble
ite pe ex ame com
oke bout ing ink num
ple own fi dis bo
ink ble oat ex un
ar dis fi bout ite
ple de oke num own
bo ame com est ing

all syllable types

Name _____

F.005.SS

Syllable Speed Practice

Syllables Correct Per Minute

60					
59					
58					
57					
56					
55					
54					
53					
52					
51					
50					
49					
48					
47					
46					
45					
44					
43					
42					
41					
40					
39					
38					
37					
36					
35					
34					
33					
32					
31					
30					
	1 st try	2 nd try	3 rd try	4 th try	5 th try



Pick-A-Part

Objective

The student will gain speed and accuracy in recognizing letter-sounds and word parts.

Materials

- ▶ Letter-sound and word part cards (Activity Master F.006.AM1a - F.006.AM1f)
These cards consist of common consonant digraphs, vowel digraphs, diphthongs, initial blends, and a sampling of syllables.
Some letter combinations have more than one sound (e.g., oo as in foot, boot, floor; ea as in eat, head, break; ar as in car, dollar; ch as in chin, chorus, chivalry).
It is suggested that students say only one sound per letter combination when doing this activity.

Activity

Students quickly identify letter-sounds and word parts in a card game.

1. Place letter-sound and word part cards in a stack face down at the center.
2. Working in pairs, students sit side-by-side and place up to 15 letter-sound and word part cards face up in rows.
3. Student one looks at the cards, says a sound or word part, and counts to five silently while student two quickly finds, points, and says the sound or word part.
4. If the word part is identified before the count of five, student two picks up the card. Student two replaces the card with a new letter-sound or word part card. If the letter-sound or word part card is not identified, student one points to the card and says another letter-sound or word part.
5. Reverse roles and continue until all cards have been identified.
6. Peer evaluation

The illustration shows a stack of cards on the left. To the right is a grid of 12 cards arranged in three rows and four columns. The top row contains 'tain', 'ay', 'sp', 'kn', 'sm'. The middle row contains 'spl', 'ound', 'tain', 'aw'. The bottom row contains 'oi', 'ch', 'oo'. A hand is pointing to the 'tain' card in the middle row, third column. The word 'tain' is also written above the top row of cards.

Extensions and Adaptations

- ▶ Use words, phrases, or short sentences.
- ▶ Use word part cards as flash cards.

ay

aw

au

igh

oo

kn

qu

wr

sp

squ



Fluency

Pick-A-Part

F.006.AM1b

fl

fr

sc

sl

sm

sn

sw

st

scr

spl



pl

pr

tr

tw

bl

br

cl

sk

cr

dr



Fluency

Pick-A-Part

F.006.AM1d

ch

th

wh

sh

ph

ck

ow

ea

ai

ee



oi

ou

ould

ound

ple

ent

ite

ar

ter

tain



Fluency

Pick-A-Part

F.006.AM If

dw

wr

gl

gr

spr

str

oa

oy

ean

re





Objective

The student will gain speed and accuracy in reading affixes.


Materials

- ▶ Affix Zip practice sheets (Activity Master F.007.AM1a - F.007.AM1d)
*These sheets consist of common prefixes and suffixes.
Select target practice sheet (i.e., prefix, suffix).
Make two copies of each sheet and laminate.
It is suggested that when timing, students say only one sound per affix.*
- ▶ Affixes correct per minute record (Activity Master F.007.AM4)
- ▶ Timer (e.g., digital)
- ▶ Vis-à-Vis® markers
- ▶ Pencils

Activity

Students quickly read affixes by doing timed practices.

1. Place two copies of the target affix zip practice sheet(s) and timer at the center. Provide each student with an affixes correct per minute record.
2. Taking turns, students practice reading the affixes aloud to each other.
3. Student one sets the timer for one minute and tells student two to “begin.”
4. Student two reads across the page while student one follows on his copy and uses a Vis-à-Vis® marker to mark any affixes that are read incorrectly. If all the affixes on the sheet are read, go back to the top and continue reading.
5. When the timer goes off, student one marks the last affix read. Counts the number of affixes read correctly.
6. Student two records the number of affixes read correctly on his record.
7. Repeat the activity at least two more times attempting to increase speed and accuracy.
8. Reverse roles.
9. Teacher evaluation



Extensions and Adaptations

- ▶ Use mixed affix practice sheet (Activity Master F.007.AM2).
- ▶ Use affixes and words practice sheets (Activity Master F.007.AM3a - F.007.AM3b).

Fluency

Affix Zip

F.007.AM1a

1. anti re dis super mid
inter im en semi em
de il non over mid
pre re un sub trans
under fore anti em super
dis ir semi in en
over non im mis ir
de mis de in pre
trans un sub under ir
fore il dis anti inter
mid em trans super en
ir pre mid ir inter

prefixes

2. de over il de non
 dis re ir trans mis
 em semi en semi ir
 fore sub em un inter
 il trans non trans in
 im un over super im
 in super mis sub fore
 inter un pre semi en
 ir re inter re em
 non im fore pre dis
 un re in non over
 dis de pre trans il

prefixes

Fluency

Affix Zip

F.007.AM1c

3. ing al ible ed able
 al er ous est ive
 ic ment ly en er
 ive ful less ment est
 es ty ful ation al
 ness ing y less ic
 ed est ly tion ness
 ation er al ity ly
 ing es able ive or
 ity en or ed tion
 able y tion ic ible
 ty or ful less ous

suffixes

4. able ship ible ed ation
 ness er ar est or
 est ment ly ess ful
 ette ful less ish ible
 ent ist ism ation ish
 ness ing ship ess ism
 ed ar ible ly like
 ation ish hood est ly
 ing er able ent ment
 ism ent ist ed ness
 ing or like hood able
 ar ful ment ness est

suffixes

5. ed est ment ly able
trans un sub re dis
ing non less pre over
ful im dis ness est
dis or non less pre
ment ly est ness ed
re sub trans un able
or ful dis over ing
ment ly able est ed
un sub dis trans re
less pre ing non over
dis ful ness est im

prefixes and suffixes

6.	un-	undo	unable	unlike	uneven
	re-	reheat	refill	return	rewind
	in-	invisible	indirect	incorrect	infinite
	im-	impossible	impure	imperfect	impatient
	dis-	disable	disappoint	disobey	disagree
	en-	enjoy	enlarge	enlist	encounter
	non-	nonslip	nonfiction	nonstop	nonsense
	over-	overact	overbake	overflow	overcame
	mis-	mislead	mislocate	misread	mistreat
	pre-	precut	preplan	preschool	preheat

prefixes and words

7.	-s	chains	books	streets	cubes
	-es	wishes	catches	glasses	mixes
	-ed	dragged	ended	asked	brushed
	-ing	covering	reaching	teaching	matching
	-ly	friendly	safely	kindly	mostly
	-er	cleaner	teacher	jogger	singer
	-or	actor	collector	sailor	visitor
	-y	rusty	tricky	summery	needy
	-est	loudest	straightest	shortest	biggest
	-ful	armful	playful	wonderful	peaceful

Affixes Correct Per Minute

1 st try	_____ affixes
2 nd try	_____ affixes
3 rd try	_____ affixes
4 th try	_____ affixes
5 th try	_____ affixes

Affixes Correct Per Minute

1 st try	_____ affixes
2 nd try	_____ affixes
3 rd try	_____ affixes
4 th try	_____ affixes
5 th try	_____ affixes

Fluency

Common Syllables

F.CS.001

This list is comprised of 337 common syllables found in the 5,000 most frequent English words. 100 are non-word syllables and can be found in card format with activity F.004.

The remaining 237 can be found in card format following this listing. Some of these 237 syllables may actually be words. However, for these activities, they are intended to be used as syllables. For example, the letters “t-r-y” spell the word “try,” but they also represent the second syllable in the word “coun-try.”

Furthermore, there are instances when a syllable will have more than one pronunciation. The syllable “dy” can be pronounced /dē/ as in candy, or /dī/ as in “dynamite.” In addition, all syllables ending with a vowel are pronounced with a long vowel sound (e.g., “t-a” is pronounced /tā/).

It is up to the judgment and expertise of the teacher regarding how and when to introduce the syllables in the classroom as well as how to pronounce them during the activities. It is suggested, however, that during timings only one pronunciation be required.

- | | |
|----------|----------|
| 1. a | 35. can |
| 2. ac | 36. cap |
| 3. act | 37. car |
| 4. ad | 38. cat |
| 5. af | 39. cate |
| 6. ag | 40. cen |
| 7. age | 41. cent |
| 8. air | 42. char |
| 9. al | 43. ci |
| 10. als | 44. cial |
| 11. am | 45. cir |
| 12. an | 46. cit |
| 13. ap | 47. cle |
| 14. ar | 48. co |
| 15. as | 49. col |
| 16. at | 50. com |
| 17. ate | 51. come |
| 18. au | 52. con |
| 19. ba | 53. cor |
| 20. bat | 54. coun |
| 21. be | 55. cov |
| 22. ber | 56. cu |
| 23. bers | 57. cul |
| 24. bet | 58. cus |
| 25. bi | 59. cy |
| 26. ble | 60. da |
| 27. bles | 61. dan |
| 28. bod | 62. day |
| 29. bor | 63. de |
| 30. bout | 64. den |
| 31. but | 65. der |
| 32. by | 66. ders |
| 33. ca | 67. di |
| 34. cal | 68. dif |

69. dis	103. ful	137. lar	171. mo
70. dle	104. gan	138. lat	172. mon
71. dy	105. gen	139. lead	173. moth
72. e	106. ger	140. lec	174. mu
73. east	107. gi	141. lect	175. mul
74. ed	108. gle	142. lent	176. my
75. ef	109. go	143. less	177. n't
76. el	110. grand	144. let	178. na
77. en	111. great	145. li	179. nal
78. ence	112. hap	146. light	180. near
79. end	113. har	147. lin	181. nel
80. ent	114. head	148. lo	182. ner
81. er	115. heav	149. long	183. ness
82. ered	116. high	150. low	184. net
83. ern	117. ho	151. lu	185. nev
84. ers	118. hunt	152. ly	186. new
85. es	119. i	153. ma	187. ni
86. est	120. ic	154. mag	188. ning
87. et	121. ies	155. main	189. nit
88. ev	122. il	156. mal	190. no
89. eve	123. im	157. man	191. nore
90. ex	124. in	158. mar	192. nu
91. fa	125. ing	159. mat	193. num
92. fac	126. ings	160. me	194. ny
93. fect	127. ion	161. meas	195. o
94. fer	128. is	162. mem	196. ob
95. fi	129. ish	163. men	197. oc
96. fin	130. it	164. ment	198. of
97. fish	131. its	165. ments	199. on
98. fix	132. jo	166. mer	200. one
99. fol	133. ket	167. mi	201. op
100. for	134. la	168. mil	202. or
101. fore	135. land	169. min	203. oth
102. form	136. lands	170. mis	204. ous

Fluency

Common Syllables

F.CS.003

205. out	239. round	273. tain	307. ture
206. pa	240. row	274. tal	308. tures
207. par	241. ry	275. te	309. tween
208. prac	242. sa	276. ted	310. ty
209. parc	243. sand	277. tel	311. u
210. pe	244. sat	278. tem	312. uer
211. pen	245. sent	279. ten	313. um
212. peo	246. se	280. tence	314. un
213. per	247. sec	281. tend	315. up
214. pi	248. self	282. ter	316. ure
215. pic	249. sen	283. ters	317. us
216. play	250. ser	284. the	318. va
217. ple	251. set	285. ther	319. val
218. ples	252. ship	286. ti	320. var
219. ply	253. si	287. tic	321. vel
220. po	254. side	288. ties	322. ven
221. point	255. sim	289. tin	323. ver
222. por	256. sion	290. ting	324. vi
223. port	257. sions	291. tion	325. vid
224. pos	258. sis	292. tions	326. vis
225. pre	259. so	293. tive	327. wa
226. pres	260. some	294. tle	328. ward
227. press	261. son	295. to	329. way
228. pro	262. sons	296. tom	330. west
229. ra	263. south	297. ton	331. where
230. ral	264. stand	298. tor	332. wil
231. re	265. stud	299. tors	333. win
232. read	266. su	300. tra	334. won
233. rec	267. sub	301. tract	335. work
234. rect	268. sug	302. tray	336. writ
235. rep	269. sun	303. tri	337. y
236. ri	270. sup	304. tro	
237. ried	271. sur	305. try	
238. ro	272. ta	306. tu	

a

act

ag

age

air

als

am

an

as

at



Fluency

Common Syllables

F.CS.005

ate

au

ba

bat

be

bet

bi

bles

bor

but



by

can

cap

car

cat

cate

cen

cent

char

ci



Fluency

Common Syllables

F.CS.007

cial

cir

cle

co

come

cor

cu

cul

cus

cy



da

dan

day

den

ders

dle

dy

east

ef

ence



Fluency

Common Syllables

F.CS.009

end

ered

et

eve

fac

fect

fin

fish

fix

for



form

gen

gi

gle

go

grand

great

har

head

heav



Fluency

Common Syllables

F.CS.01 I

high

ho

hunt

ic

ies

il

in

ings

ion

is



ish

it

its

jo

ket

land

lands

lat

lead

lec



Fluency

Common Syllables

F.CS.013

lect

lent

less

let

li

light

lin

lo

long

low



lu

ly

mag

main

mal

man

mar

mat

me

meas



Fluency

Common Syllables

F.CS.015

men

ments

mi

mil

min

mis

mo

mul

my

n't



nal

near

nel

ner

ness

net

new

ni

no

nore



Fluency

Common Syllables

F.CS.017

nu

ob

oc

of

on

one

op

or

ous

out



prac

part

pen

pi

play

ples

ply

point

port

pos



Fluency

Common Syllables

F.CS.019

pre

pres

press

ra

ral

read

rec

rect

rep

ried



ro

round

row

sa

sand

sat

sent

se

self

ser



Fluency

Common Syllables

F.CS.02 I

set

ship

side

sim

sion

sions

sis

so

some

son



sons

south

stand

su

sub

sug

sun

sup

sur

ta



Fluency

Common Syllables

F.CS.023

tal

te

ted

tel

tem

ten

tend

the

ti

tic



ties

tin

ting

tive

to

tom

ton

tor

tors

tra



Fluency

Common Syllables

F.CS.025

tract

tray

tri

tro

try

tu

tures

u

uer

um



up

us

va

val

var

vel

vi

vid

vis

way



Fluency

Common Syllables

F.CS.027

west

where

wil

win

won

work

writ

