



### Objective

The student will produce the meaning of words.


### Materials

- ▶ Narrative or expository text
- ▶ Word Wise bookmark (Activity Master V.015.AM1)
- ▶ Word Wise student sheet (Activity Master V.015.SS)
- ▶ Pencils

### Activity

Students find, record, and discuss words of interest in text.

1. Place text at the center. Provide the student with a Word Wise bookmark and student sheet.
2. Students read the text, find, and discuss words that are interesting, new, different, unusual, funny, difficult, or important.
3. Write the book title, author, words of interest, and page numbers on the Word Wise bookmarks.
4. Choose five words from the Word Wise bookmark and complete the Word Wise student sheet. Write sentences using the words on the back of the page.
5. Teacher evaluation



The illustration shows an open book with a bookmark and a student sheet. The bookmark is titled "Word Wise Bookmark" and features an owl illustration. It has fields for "Name", "Title", "Words", and "Page". The student sheet is titled "V.015.SS" and has a table with columns for "Word", "Page", and "Meaning". It also has a "Name" field and a "Word Wise" label at the bottom.

Word	Page	Meaning

### Extensions and Adaptations

- ▶ Share the words with a partner and discuss why they were selected and their meanings.
- ▶ Write synonyms and antonyms of selected words.

# Vocabulary

Word Wise

V.015.AMI

## Word Wise Bookmark



Name \_\_\_\_\_

Title \_\_\_\_\_

\_\_\_\_\_

Words

Page

_____	_____
_____	_____
_____	_____
_____	_____
_____	_____
_____	_____
_____	_____
_____	_____



## Word Wise Bookmark



Name \_\_\_\_\_

Title \_\_\_\_\_

\_\_\_\_\_

Words

Page

_____	_____
_____	_____
_____	_____
_____	_____
_____	_____
_____	_____
_____	_____
_____	_____



Name \_\_\_\_\_

V.015.SS

Word Wise

Meaning					
Page					
Word	1.	2.	3.	4.	5.



### Oh My Word!



#### Objective

The student will produce the meaning of words.



#### Materials

- ▶ Index cards or paper  
*Write target vocabulary words on the cards. Provide page numbers where the word can be found in books and textbooks if available.*
- ▶ Word forms (Activity Master V.016.AM1)  
*Cut out forms.*
- ▶ Science or social studies text
- ▶ Dictionary or picture dictionary
- ▶ Stapler
- ▶ Pencil



#### Activity

Students write simple explanations, sentences, and synonyms of words by completing a form.

1. Place word cards and word forms, stapler, text, and dictionary at the center.
2. Student selects a word card, reads the word, and writes the word on a form.
3. Reviews the word in the text and thinks about the word meaning.
4. Records meaning in own words and writes a sentence using the word.  
Use the dictionary if needed.
5. Writes other words that have the same meaning.
6. Staples forms together to make a personal word book.
7. Teacher evaluation

Word: \_\_\_\_\_

My word means: \_\_\_\_\_  
\_\_\_\_\_

My sentence: \_\_\_\_\_  
\_\_\_\_\_

Other words that have the same meaning: \_\_\_\_\_  
\_\_\_\_\_



#### Extensions and Adaptations

- ▶ Use graphic organizer to record information (Activity Master V.016.AM2).
- ▶ Select target words with a partner and brainstorm meanings.

# Vocabulary

V.016.AMI

Oh My Word!

Word: \_\_\_\_\_

My word means: \_\_\_\_\_

\_\_\_\_\_

My sentence: \_\_\_\_\_

\_\_\_\_\_

Other words that have the same meaning: \_\_\_\_\_

\_\_\_\_\_

Word: \_\_\_\_\_

My word means: \_\_\_\_\_

\_\_\_\_\_

My sentence: \_\_\_\_\_

\_\_\_\_\_

Other words that have the same meaning: \_\_\_\_\_

\_\_\_\_\_

Word: \_\_\_\_\_

My word means: \_\_\_\_\_

\_\_\_\_\_

My sentence: \_\_\_\_\_

\_\_\_\_\_

Other words that have the same meaning: \_\_\_\_\_

\_\_\_\_\_



# Name \_\_\_\_\_

Oh My Word!

V.016.AM2

example		example		example	
Definition	word	Sentence	word	Sentence	word



### Objective

The student will produce the meaning of words.

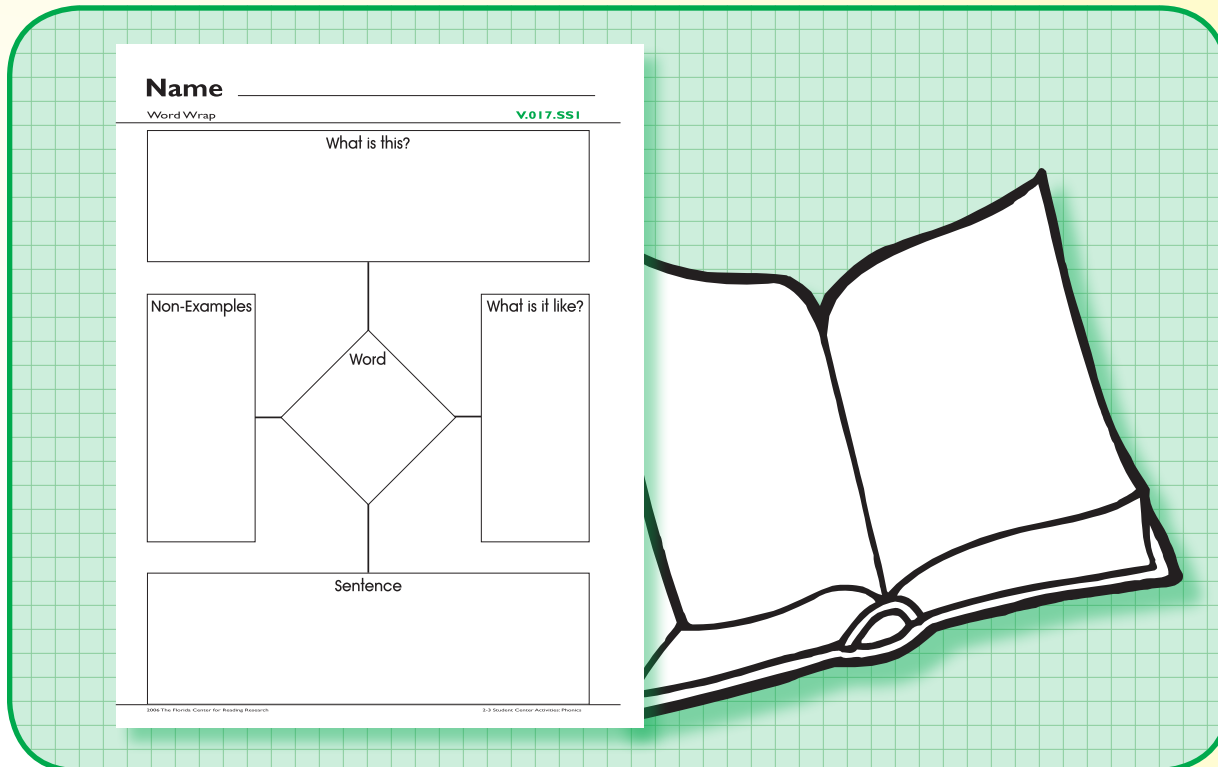
### Materials

- ▶ Science or Social Studies text  
*Select one or more target words from text or curriculum.*
- ▶ Index cards or chart paper  
*Write the target words on the index cards.*
- ▶ Word Wrap student sheet (Activity Master V.017.SS1)
- ▶ Dictionary
- ▶ Pencil

### Activity

Students describe a target word using a graphic organizer.

1. Place text, dictionary, and target words at the center. Provide the student with a student sheet.
2. Student writes a target word in the middle of the student sheet.
3. Fills out a graphic organizer by answering the questions in each box. Uses text or dictionary, if necessary.
4. Teacher evaluation



**Name** \_\_\_\_\_

Word Wrap V.017.SS1

What is this?

Non-Examples

Word

What is it like?

Sentence

©2006 The Florida Center for Reading Research 2-3 Student Center Activities: Vocabulary

### Extensions and Adaptations

- ▶ Use a “four square” word map (Activity Master V.017.SS2).

Name \_\_\_\_\_

Word Wrap

V.017.SSI

What is this?

Non-Examples

What is it like?

Word

Sentence



Name \_\_\_\_\_

V.017.SS2

Word Wrap

What are some examples?	What is it like?
Word	What is it?



### Inside Information

#### Objective

The student will produce the meaning of words.

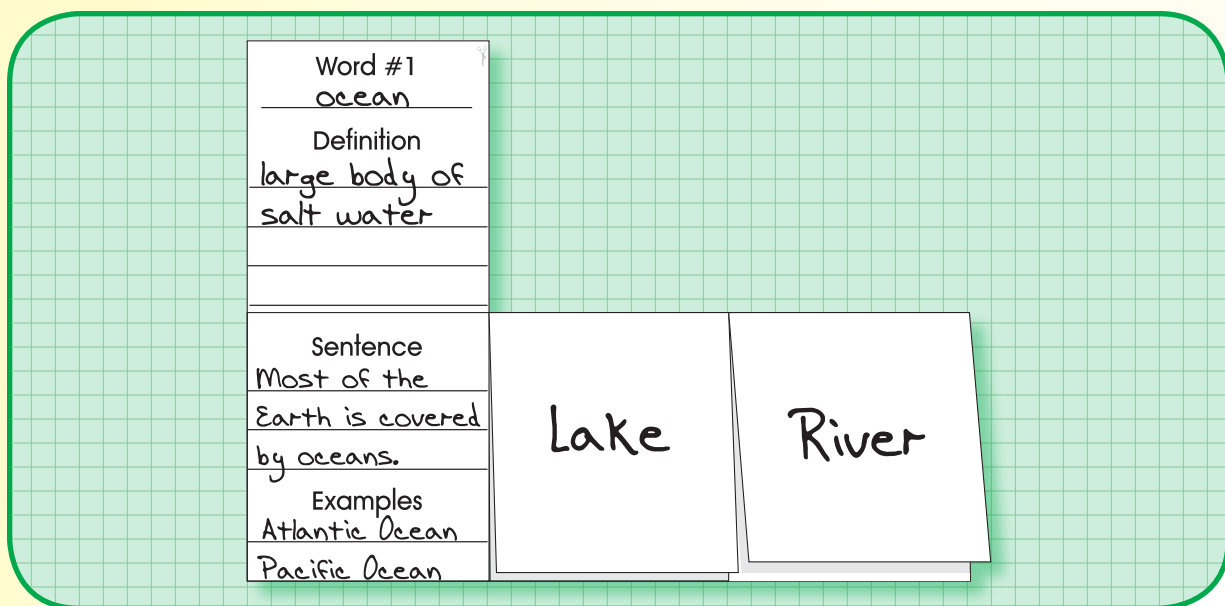
#### Materials

- ▶ Content area text  
*Select three target words from content area text or curriculum.*
- ▶ Chart paper or index cards  
*Write words and page numbers.*
- ▶ Student sheet (Activity Master V.018.SS)
- ▶ Dictionary
- ▶ Scissors
- ▶ Pencil

#### Activity

Students record information about words.

1. Place text, dictionary, scissors, and chart of target words at the center. Provide the student with a student sheet.
2. Student follows the directions to prepare the student sheet (i.e., cut on dotted lines and fold the student sheet lengthwise or hot dog style).
3. Writes the target words on front of the student sheet.
4. Completes the information inside the flaps (i.e., definition, examples, uses the word in a sentence). Uses dictionary, if necessary.
5. Teacher evaluation



The diagram shows a student sheet template on a grid background. The sheet is divided into several sections. The top section is labeled 'Word #1' and contains the word 'ocean'. Below this is a section labeled 'Definition' with the handwritten text 'large body of salt water'. The next section is labeled 'Sentence' and contains the handwritten text 'Most of the Earth is covered by oceans.' Below that is a section labeled 'Examples' with the handwritten text 'Atlantic Ocean' and 'Pacific Ocean'. To the right of the 'Sentence' and 'Examples' sections are two separate cards. The first card is labeled 'Lake' and the second card is labeled 'River'.

#### Extensions and Adaptations

- ▶ Use other target words.
- ▶ Make a vocabulary flip book (Activity Master V.006.AM3).

# Name \_\_\_\_\_

V.018.SS

Inside Information

Word #1 _____	Word #2 _____	Word #3 _____
Definition	Definition	Definition
Sentence	Sentence	Sentence
Examples	Examples	Examples





### Word Web

#### Objective

The student will identify the multiple meanings of words.

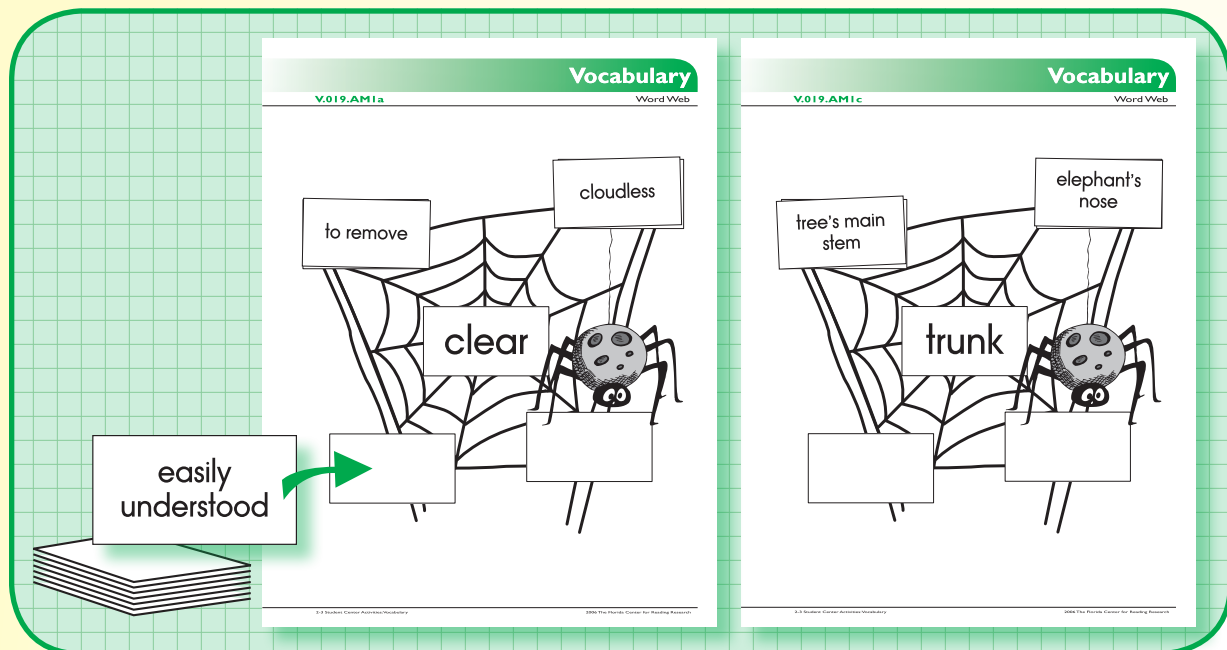
#### Materials

- ▶ Word Web work boards (Activity Master V.019.AM1a - V.019.AM1d)  
*Copy on card stock, laminate, and cut.*
- ▶ Word cards (Activity Master V.019.AM2)
- ▶ Reference materials (e.g., dictionary, thesaurus, text)
- ▶ Student sheet (V.019.SS1)
- ▶ Pencil

#### Activity


Students identify multiple meanings for a word by constructing a web.

1. Place the four Word Web work boards at the center. Place the word cards face down in a stack. Provide each student with a student sheet.
2. Student reads each target word in the middle of each Word Web board.
3. Selects a word card from the stack, reads, and determines meaning. Places in a box on the work board of the corresponding target word. Uses dictionary, if necessary.
4. Completes all four boards.
5. Records information on the student sheet.
6. Chooses one word and writes sentences to demonstrate each meaning of the word.
7. Teacher evaluation



#### Extensions and Adaptations

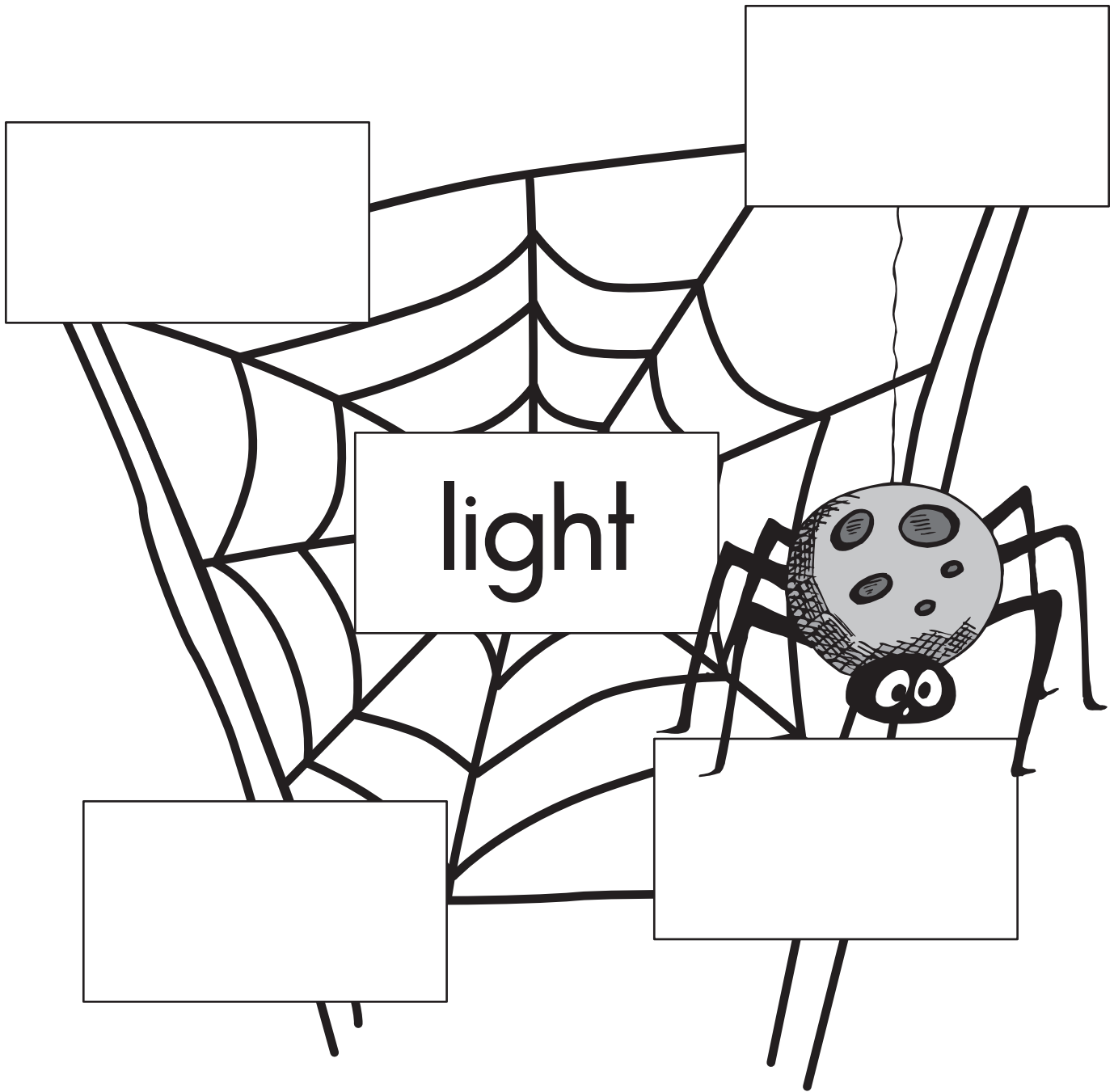
- ▶ Use other target words and write multiple meanings (Activity Master V.019.SS2 and Activity Master V.019.SS3).




# Vocabulary

Word Web

V.019.AM1b

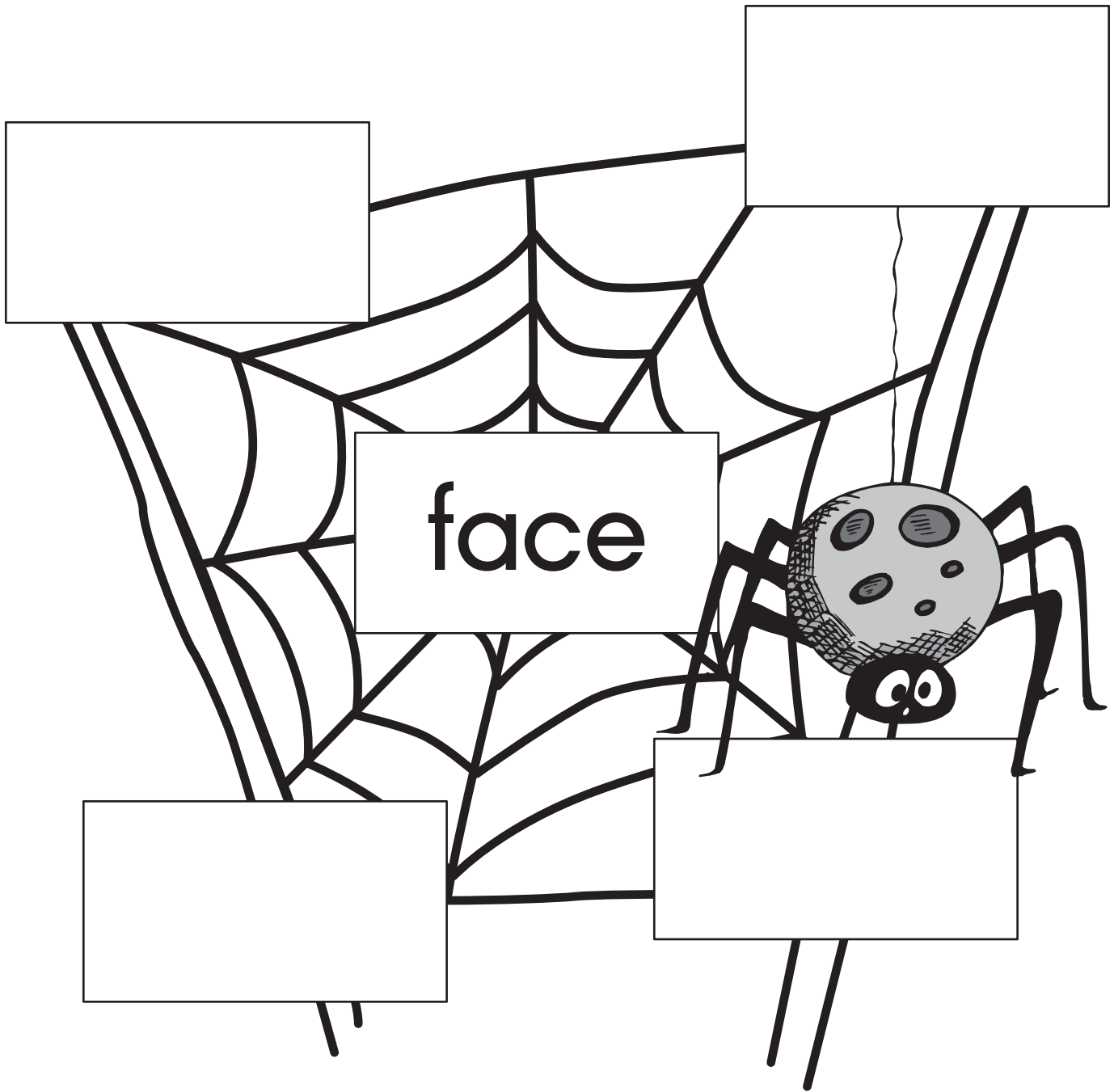




# Vocabulary

Word Web

V.019.AM1d





# Vocabulary

V.019.AM2

Word Web

easily understood	to remove	go by without touching
cloudless	gentle	traffic signal
not dark	not heavy	turn toward
part of the head	to have to deal with something	side of a mountain
elephant's nose	car storage compartment	tree's main stem
upper body		



clear - easily understood, to remove, go by without touching, cloudless

light - traffic signal, not dark, not heavy, gentle

face - turn toward, part of the head, to have to deal with something, side of a mountain

trunk - elephant's nose, car storage compartment, tree's main stem, upper body

Name \_\_\_\_\_

Word Web

V.019.SSI

face

trunk

light

clear

1.

2.





3.

4.

Name \_\_\_\_\_

V.019.SS2

Word Web



# Name \_\_\_\_\_

Word Web

V.019.SS3

	1.	2.	3.	4.